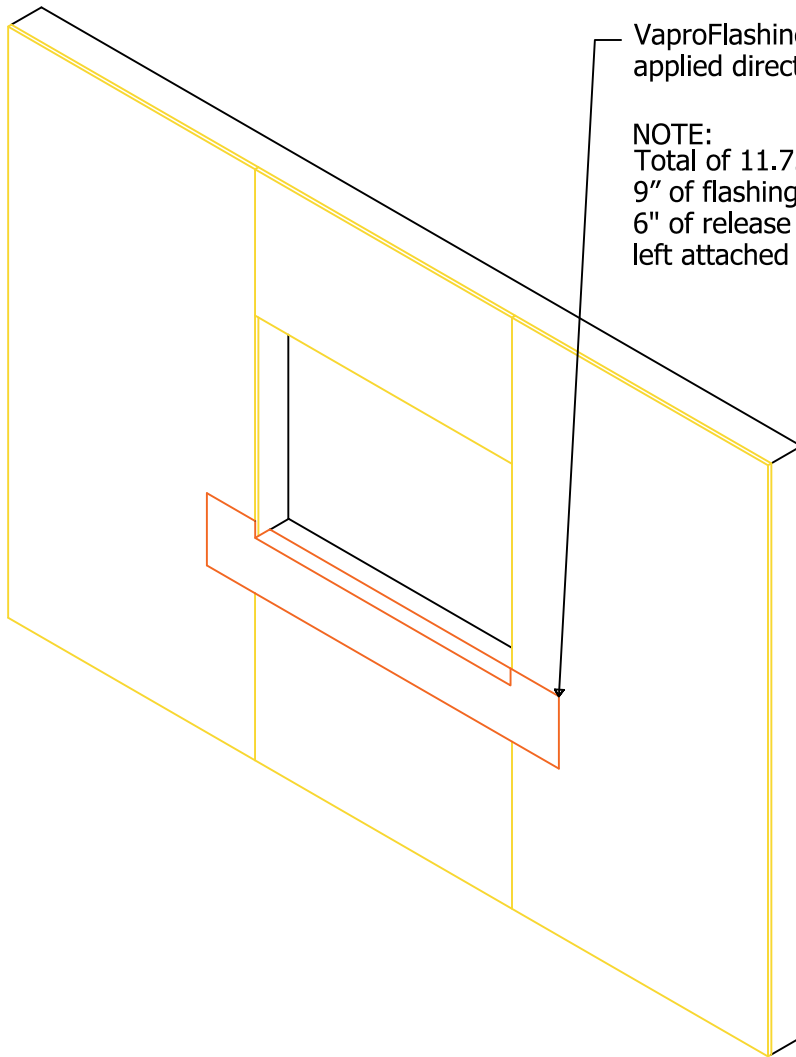


MANUFACTURER NOTES:

1. DETAIL SKETCH IS GENERIC, REPRESENTING SUGGESTED BEST PRACTICES FOR VAPROSHIELD MATERIALS, AND DOES NOT REPRESENT A SPECIFIC JOB SITE CONDITION AND THEREFORE MAY NOT BE APPLICABLE TO CERTAIN PROJECTS.
2. DETAIL SKETCH IS DESIGNED FOR USE AS A REFERENCE AND MUST BE APPROVED BY THE DESIGNER/ CONSULTANT OF RECORD FOR EACH PROJECT PRIOR TO INSTALLATION BY THE SUBCONTRACTOR.
3. CHANGES AND APPROVALS OF VAPROSHIELD DETAILS ARE THE SOLE RESPONSIBILITY OF THE DESIGNER/CONSULTANT OF RECORD.
4. VAPROSHIELD IS NOT THE DESIGNER OF RECORD FOR BUILDING ENCLOSURE DETAILS AND TAKES NO RESPONSIBILITY FOR THE ACCURACY OR INTERPRETATION OF ACTUAL PROJECT SITE CONDITIONS.

NOTES:

1. INSTALLATION TO BE COMPLETED IN ACCORDANCE WITH MANUFACTURER'S SPECIFICATIONS.
2. DO NOT SCALE DRAWING.
3. THIS DRAWING IS INTENDED FOR USE BY ARCHITECTS, ENGINEERS, CONTRACTORS, CONSULTANTS AND DESIGN PROFESSIONALS FOR PLANNING PURPOSES ONLY. THIS DRAWING MAY NOT BE USED FOR CONSTRUCTION.
4. ALL INFORMATION CONTAINED HEREIN WAS CURRENT AT THE TIME OF DEVELOPMENT BUT MUST BE REVIEWED AND APPROVED BY THE PRODUCT MANUFACTURER TO BE CONSIDERED ACCURATE.



VaproFlashing SA Self-Adhered properly shingled,
applied directly to sheathing and folded 2.75" inside of RO

NOTE:

Total of 11.75" of flashing should be used:
9" of flashing should be left on the face of the sheathing
6" of release film from the bottom of the flashing to be
left attached for shingling over membrane

MANUFACTURER NOTES:

1. DETAIL SKETCH IS GENERIC, REPRESENTING SUGGESTED BEST PRACTICES FOR VAPROSHIELD MATERIALS, AND DOES NOT REPRESENT A SPECIFIC JOB SITE CONDITION AND THEREFORE MAY NOT BE APPLICABLE TO CERTAIN PROJECTS.
2. DETAIL SKETCH IS DESIGNED FOR USE AS A REFERENCE AND MUST BE APPROVED BY THE DESIGNER/ CONSULTANT OF RECORD FOR EACH PROJECT PRIOR TO INSTALLATION BY THE SUBCONTRACTOR.
3. CHANGES AND APPROVALS OF VAPROSHIELD DETAILS ARE THE SOLE RESPONSIBILITY OF THE DESIGNER/CONSULTANT OF RECORD.
4. VAPROSHIELD IS NOT THE DESIGNER OF RECORD FOR BUILDING ENCLOSURE DETAILS AND TAKES NO RESPONSIBILITY FOR THE ACCURACY OR INTERPRETATION OF ACTUAL PROJECT SITE CONDITIONS.

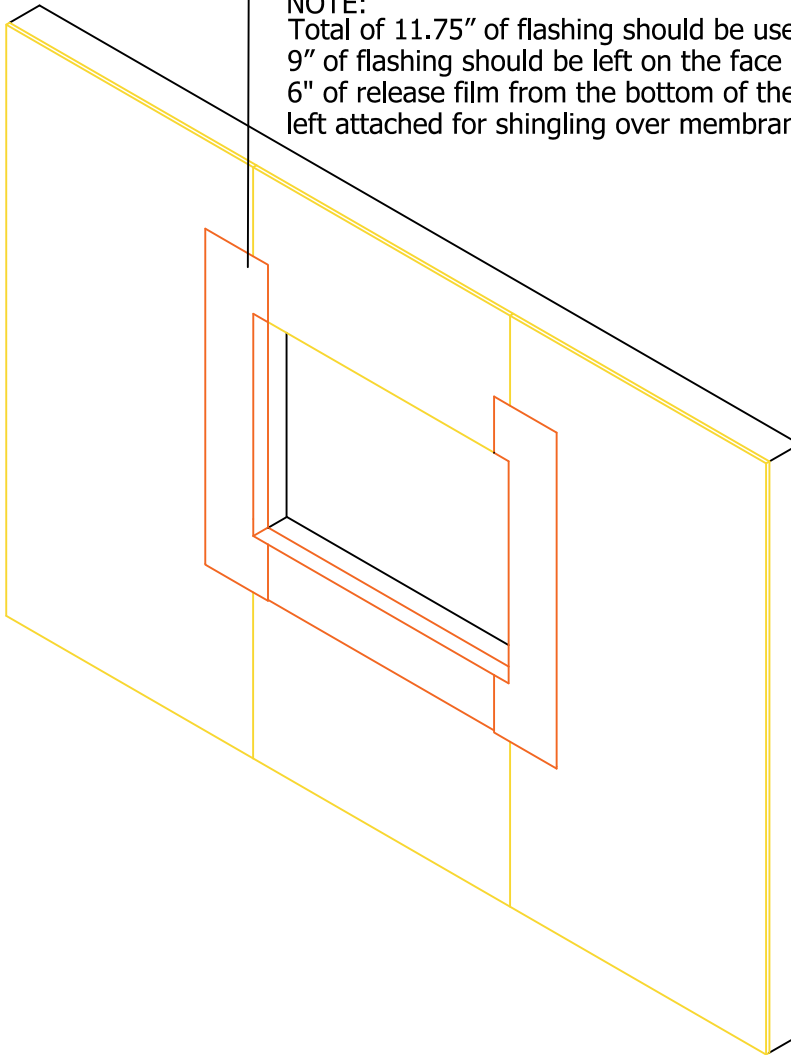
NOTES:

1. INSTALLATION TO BE COMPLETED IN ACCORDANCE WITH MANUFACTURER'S SPECIFICATIONS.
2. DO NOT SCALE DRAWING.
3. THIS DRAWING IS INTENDED FOR USE BY ARCHITECTS, ENGINEERS, CONTRACTORS, CONSULTANTS AND DESIGN PROFESSIONALS FOR PLANNING PURPOSES ONLY. THIS DRAWING MAY NOT BE USED FOR CONSTRUCTION.
4. ALL INFORMATION CONTAINED HEREIN WAS CURRENT AT THE TIME OF DEVELOPMENT BUT MUST BE REVIEWED AND APPROVED BY THE PRODUCT MANUFACTURER TO BE CONSIDERED ACCURATE.

VaproFlashing SA Self-Adhered properly shingled,
applied directly to sheathing and folded 2.75" inside of RO

NOTE:

Total of 11.75" of flashing should be used:
9" of flashing should be left on the face of the sheathing
6" of release film from the bottom of the flashing to be
left attached for shingling over membrane

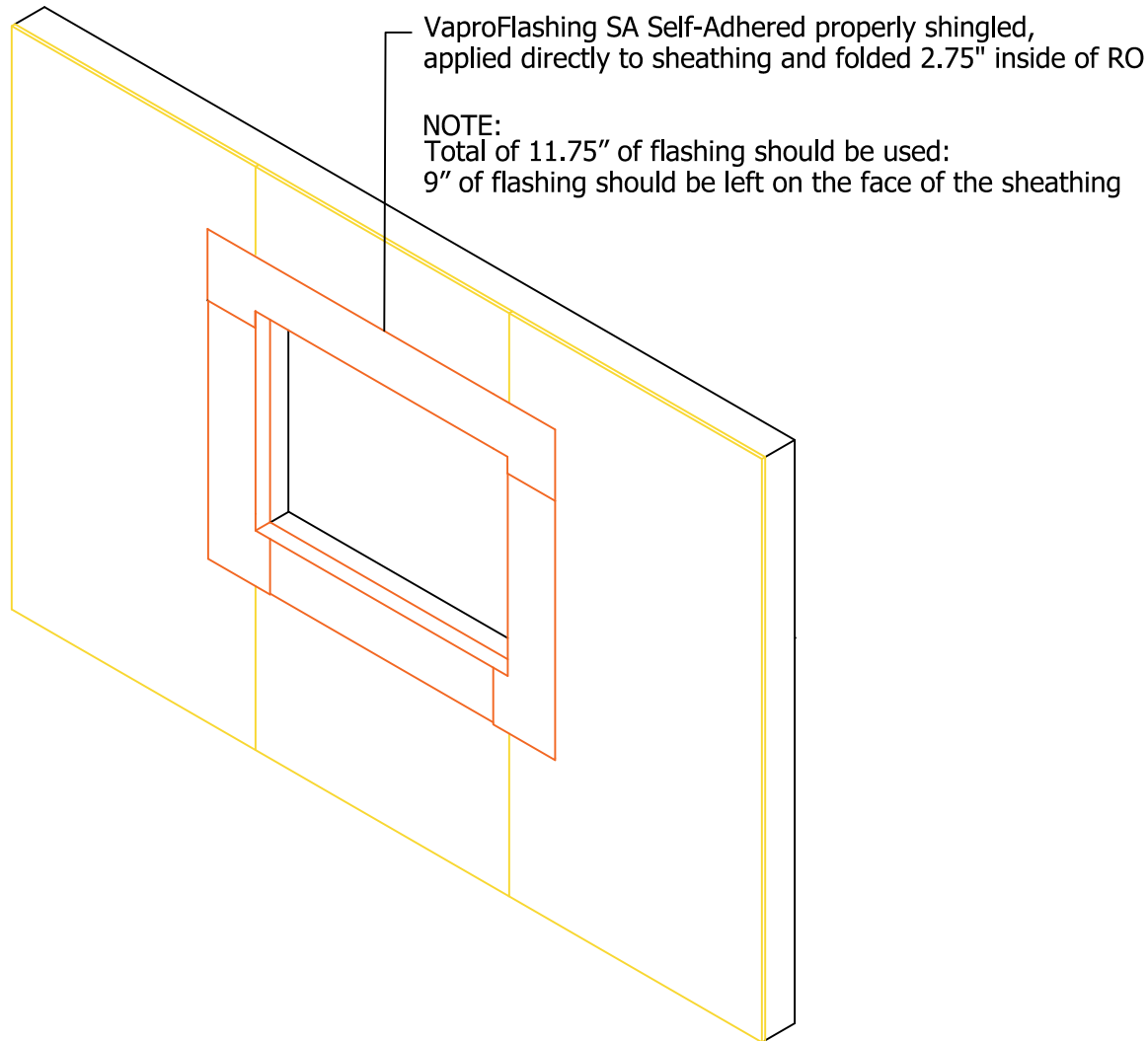


MANUFACTURER NOTES:

1. DETAIL SKETCH IS GENERIC, REPRESENTING SUGGESTED BEST PRACTICES FOR VAPROSHIELD MATERIALS, AND DOES NOT REPRESENT A SPECIFIC JOB SITE CONDITION AND THEREFORE MAY NOT BE APPLICABLE TO CERTAIN PROJECTS.
2. DETAIL SKETCH IS DESIGNED FOR USE AS A REFERENCE AND MUST BE APPROVED BY THE DESIGNER/ CONSULTANT OF RECORD FOR EACH PROJECT PRIOR TO INSTALLATION BY THE SUBCONTRACTOR.
3. CHANGES AND APPROVALS OF VAPROSHIELD DETAILS ARE THE SOLE RESPONSIBILITY OF THE DESIGNER/CONSULTANT OF RECORD.
4. VAPROSHIELD IS NOT THE DESIGNER OF RECORD FOR BUILDING ENCLOSURE DETAILS AND TAKES NO RESPONSIBILITY FOR THE ACCURACY OR INTERPRETATION OF ACTUAL PROJECT SITE CONDITIONS.

NOTES:

1. INSTALLATION TO BE COMPLETED IN ACCORDANCE WITH MANUFACTURER'S SPECIFICATIONS.
2. DO NOT SCALE DRAWING.
3. THIS DRAWING IS INTENDED FOR USE BY ARCHITECTS, ENGINEERS, CONTRACTORS, CONSULTANTS AND DESIGN PROFESSIONALS FOR PLANNING PURPOSES ONLY. THIS DRAWING MAY NOT BE USED FOR CONSTRUCTION.
4. ALL INFORMATION CONTAINED HEREIN WAS CURRENT AT THE TIME OF DEVELOPMENT BUT MUST BE REVIEWED AND APPROVED BY THE PRODUCT MANUFACTURER TO BE CONSIDERED ACCURATE.

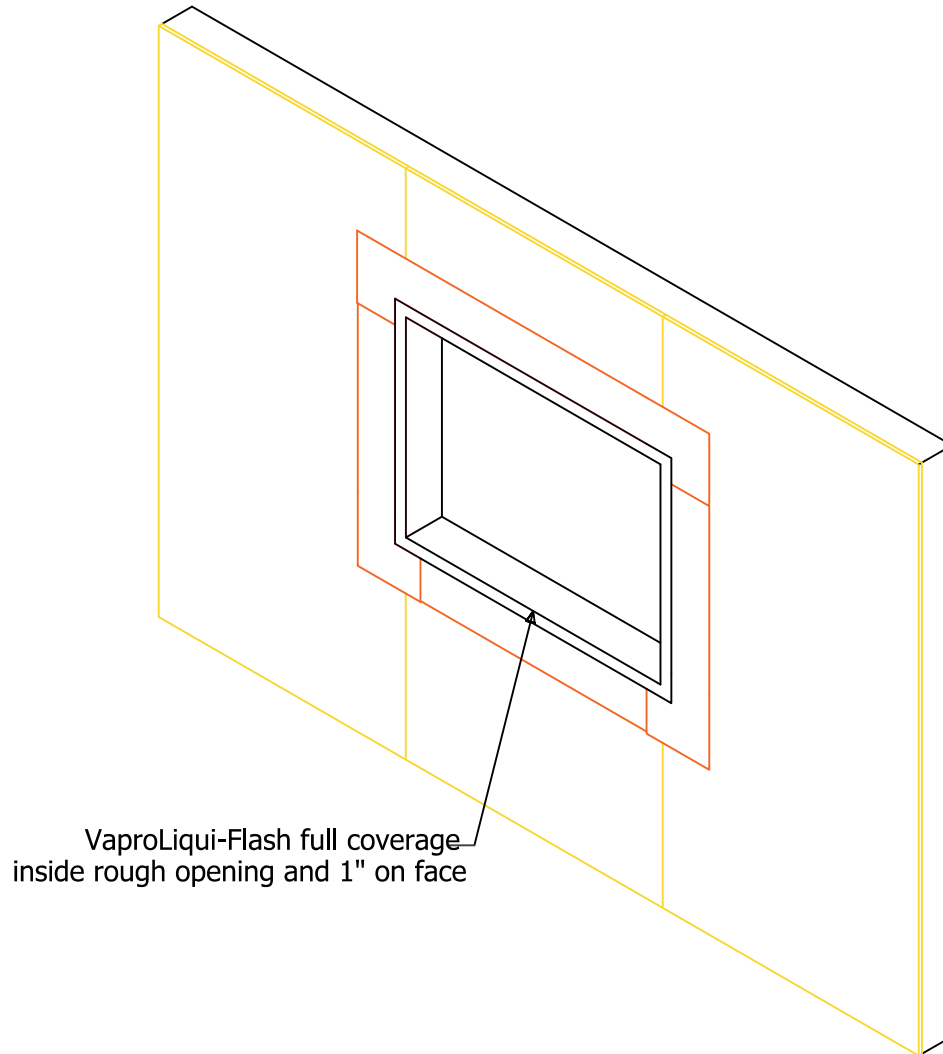


MANUFACTURER NOTES:

1. DETAIL SKETCH IS GENERIC, REPRESENTING SUGGESTED BEST PRACTICES FOR VAPROSHIELD MATERIALS, AND DOES NOT REPRESENT A SPECIFIC JOB SITE CONDITION AND THEREFORE MAY NOT BE APPLICABLE TO CERTAIN PROJECTS.
2. DETAIL SKETCH IS DESIGNED FOR USE AS A REFERENCE AND MUST BE APPROVED BY THE DESIGNER/ CONSULTANT OF RECORD FOR EACH PROJECT PRIOR TO INSTALLATION BY THE SUBCONTRACTOR.
3. CHANGES AND APPROVALS OF VAPROSHIELD DETAILS ARE THE SOLE RESPONSIBILITY OF THE DESIGNER/CONSULTANT OF RECORD.
4. VAPROSHIELD IS NOT THE DESIGNER OF RECORD FOR BUILDING ENCLOSURE DETAILS AND TAKES NO RESPONSIBILITY FOR THE ACCURACY OR INTERPRETATION OF ACTUAL PROJECT SITE CONDITIONS.

NOTES:

1. INSTALLATION TO BE COMPLETED IN ACCORDANCE WITH MANUFACTURER'S SPECIFICATIONS.
2. DO NOT SCALE DRAWING.
3. THIS DRAWING IS INTENDED FOR USE BY ARCHITECTS, ENGINEERS, CONTRACTORS, CONSULTANTS AND DESIGN PROFESSIONALS FOR PLANNING PURPOSES ONLY. THIS DRAWING MAY NOT BE USED FOR CONSTRUCTION.
4. ALL INFORMATION CONTAINED HEREIN WAS CURRENT AT THE TIME OF DEVELOPMENT BUT MUST BE REVIEWED AND APPROVED BY THE PRODUCT MANUFACTURER TO BE CONSIDERED ACCURATE.



MANUFACTURER NOTES:

1. DETAIL SKETCH IS GENERIC, REPRESENTING SUGGESTED BEST PRACTICES FOR VAPROSHIELD MATERIALS, AND DOES NOT REPRESENT A SPECIFIC JOB SITE CONDITION AND THEREFORE MAY NOT BE APPLICABLE TO CERTAIN PROJECTS.
2. DETAIL SKETCH IS DESIGNED FOR USE AS A REFERENCE AND MUST BE APPROVED BY THE DESIGNER/ CONSULTANT OF RECORD FOR EACH PROJECT PRIOR TO INSTALLATION BY THE SUBCONTRACTOR.
3. CHANGES AND APPROVALS OF VAPROSHIELD DETAILS ARE THE SOLE RESPONSIBILITY OF THE DESIGNER/CONSULTANT OF RECORD.
4. VAPROSHIELD IS NOT THE DESIGNER OF RECORD FOR BUILDING ENCLOSURE DETAILS AND TAKES NO RESPONSIBILITY FOR THE ACCURACY OR INTERPRETATION OF ACTUAL PROJECT SITE CONDITIONS.

NOTES:

1. INSTALLATION TO BE COMPLETED IN ACCORDANCE WITH MANUFACTURER'S SPECIFICATIONS.
2. DO NOT SCALE DRAWING.
3. THIS DRAWING IS INTENDED FOR USE BY ARCHITECTS, ENGINEERS, CONTRACTORS, CONSULTANTS AND DESIGN PROFESSIONALS FOR PLANNING PURPOSES ONLY. THIS DRAWING MAY NOT BE USED FOR CONSTRUCTION.
4. ALL INFORMATION CONTAINED HEREIN WAS CURRENT AT THE TIME OF DEVELOPMENT BUT MUST BE REVIEWED AND APPROVED BY THE PRODUCT MANUFACTURER TO BE CONSIDERED ACCURATE.