

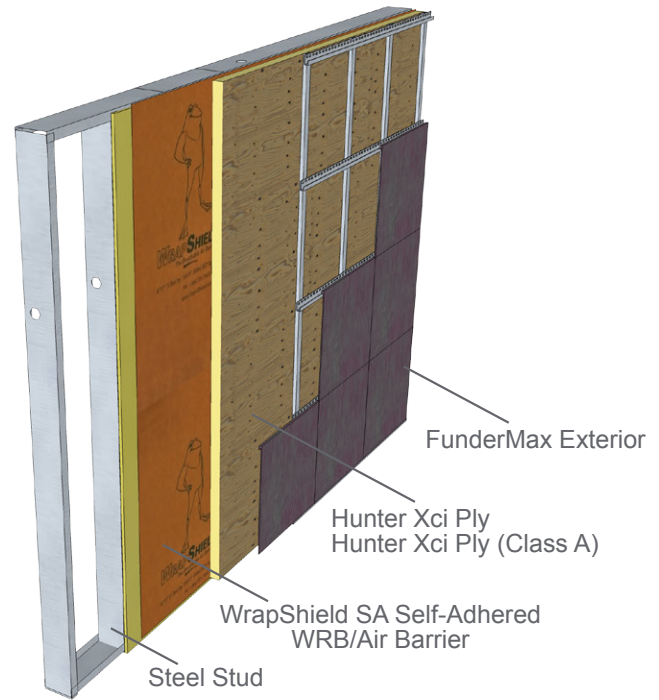
FunderMax m.look Grey Core HPL, Xci Ply and Xci Ply (Class A), Steel Stud

View WRB placement variations p.2

WrapShield SA Self-Adhered is a self-adhered, water resistive (WRB) vapor permeable air barrier sheet membrane adhered directly to substrate.

RevealShield SA Self-Adhered is a black, UV stable, water resistive (WRB) vapor permeable self-adhered air barrier membrane for open joint rain screen cladding systems.

Per Chapter 26 of the International Building Code, the wall assembly shall be tested in accordance with and comply with the acceptance criteria of NFPA 285. The listed assemblies in this document have met that criteria according to Hunter Panels. Visit hunterpanels.com for verification.



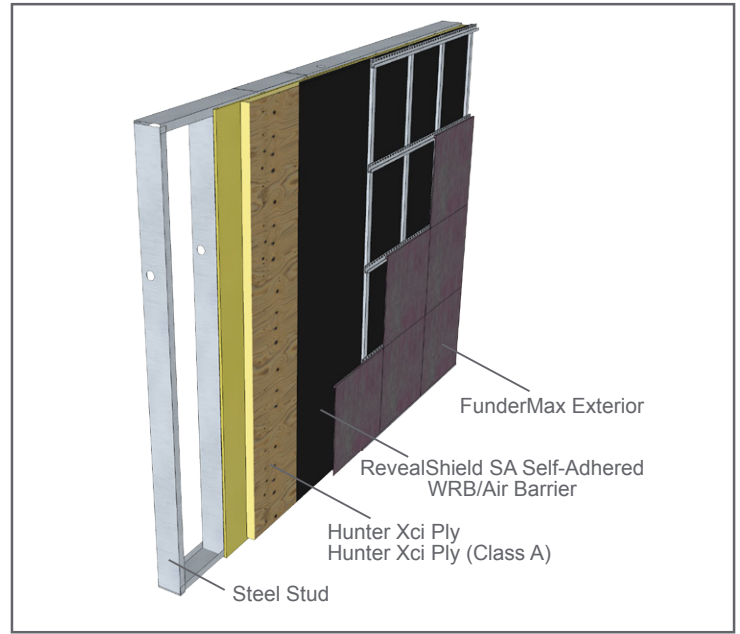
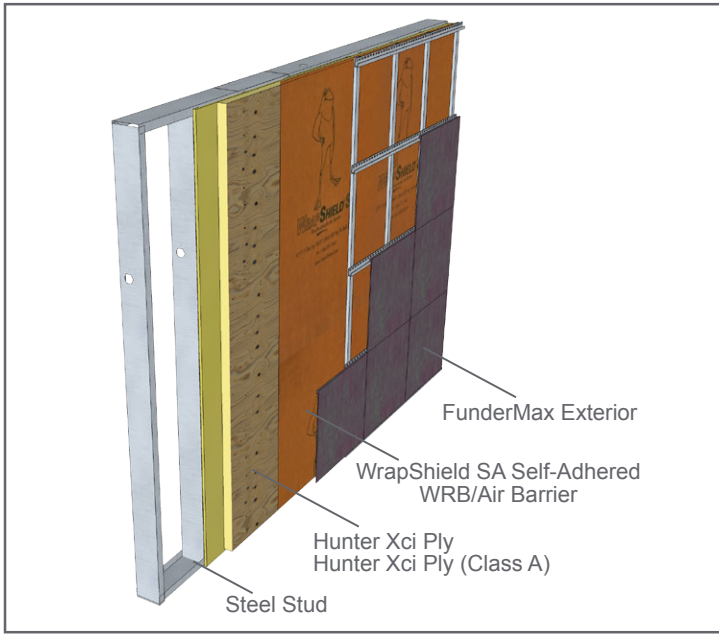
Comprehensive details available at VaproShield.com.
Illustration for explanatory purposes only.

Wall Component	Materials
Base Wall System	Steel Stud — 1 layer 5/8" thick Type X Gypsum wallboard on interior, installed over steel studs: minimum 3 5/8" depth, minimum 22 gauge at a maximum of 24 inch o.c. with lateral bracing every 4 ft. vertically.
Approved Exterior Finish	FunderMax m.look Grey Core HPL—minimum 1/4" thick using any standard installation technique
Material Options	1) 3.5" max thickness of Hunter Xci Foil (Class A) or Hunter Xci 286 2) 4" max thickness of Hunter Xci Foil (Class A) or Hunter Xci 286 with non-combustible claddings
Floorline Firestopping	Not Applicable
Stud Cavity	Not Applicable
Exterior Sheathing	Not Applicable
Weather Resistive Membrane Applied to Base Wall	VaproShield WrapShield SA Self-Adhered, RevealShield SA Self-Adhered
Weather Resistive Membrane Applied to Exterior Insulation	VaproShield WrapShield SA Self-Adhered, RevealShield SA Self-Adhered

The location and number of WRB's in the wall assembly are determined by the architect.
See p.2 for additional illustrations showing VaproShield WRB/Air Barrier placement.

VaproShield WRB/Air Barrier Placement Variations

as per Hunter NFPA 285 Test Data



Comprehensive details available at VaproShield.com.
Illustration for explanatory purposes only.