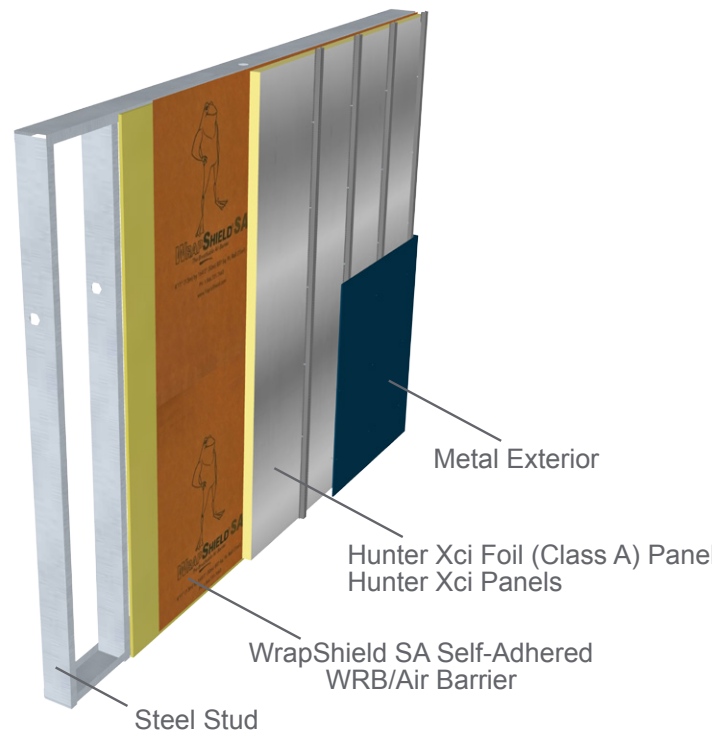


**MCM System, Xci Foil (Class A) and Xci 286, Steel Stud**  
View WRB placement variations p.2

**WrapShield SA Self-Adhered** is a self-adhered, water resistive (WRB) vapor permeable air barrier sheet membrane adhered directly to substrate.

**RevealShield SA Self-Adhered** is a black, UV stable, water resistive (WRB) vapor permeable self-adhered air barrier membrane for open joint rain screen cladding systems.

Per Chapter 26 of the International Building Code, the wall assembly shall be tested in accordance with and comply with the acceptance criteria of NFPA 285. The listed assemblies in this document have met that criteria according to Hunter Panels. Visit [hunterpanels.com](http://hunterpanels.com) for verification.



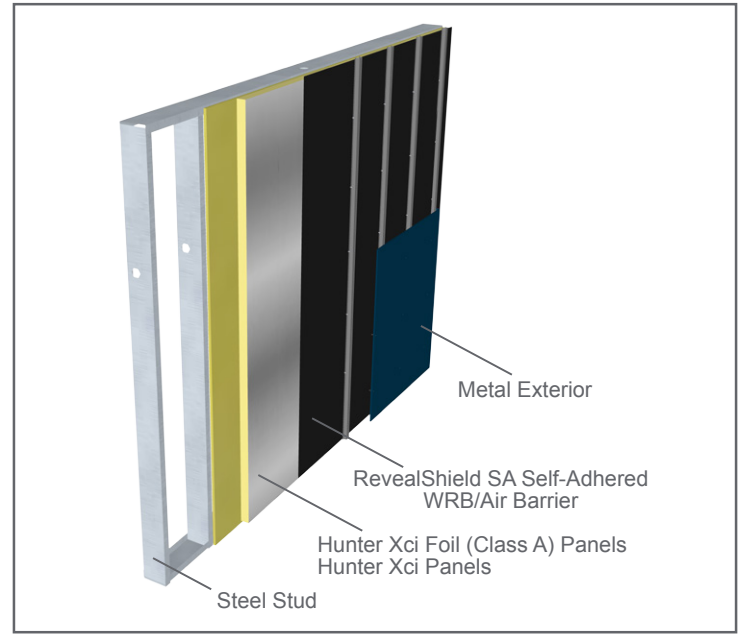
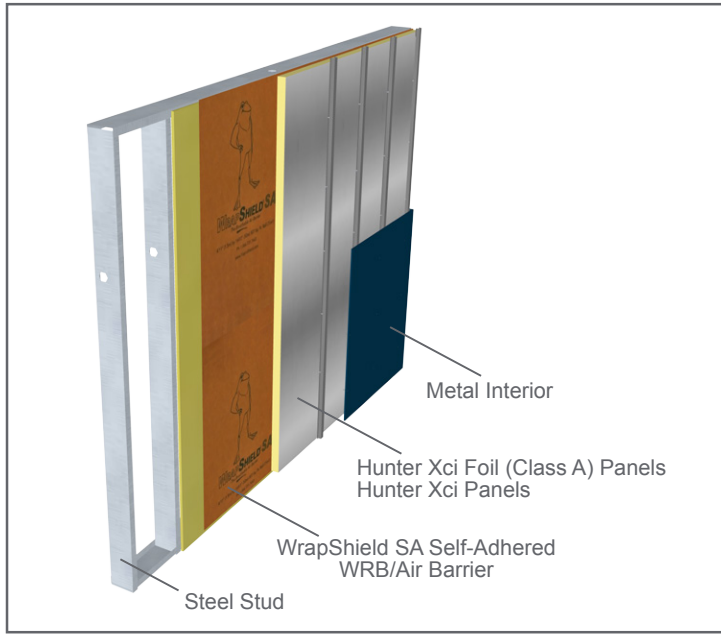
Comprehensive details available at [VaproShield.com](http://VaproShield.com).  
Illustration for explanatory purposes only.

Wall Component	Materials
Base Wall System	Steel Stud — 1 layer 5/8" thick Type X Gypsum wallboard on interior, installed over steel studs: minimum 3 5/8" depth, minimum 22 gauge at a maximum of 24 inch o.c. with lateral bracing every 4 ft. vertically.
Approved Exterior Finish	<p><b>Metal Exterior</b>—Metal Exterior wall coverings such as Steel, Aluminum, Copper, and Zinc. Any standard installation technique can be used.</p> <p><b>MCM System</b>—Use any Metal Composite Material system that has been successfully tested by the panel manufacturer via the NFPA 285 test method. Any standard installation technique can be used.</p>
Material Options	<p>1) 3.5" max thickness of <b>Hunter Xci Foil (Class A)</b> or <b>Hunter Xci</b></p> <p>2) 4" max thickness of <b>Hunter Xci Foil (Class A)</b> or <b>Hunter Xci</b> with non-combustible claddings</p>
Floorline Firestopping	Mineral fiber based safing insulation in each cavity at floor line. Safing thickness must match cavity depth. OR Solid FRTW blocking at floor line in accordance with building code requirements for Type III construction.
Stud Cavity	Any noncombustible insulation, Covestro BaySeal CC X or CC CP1,2, BASF Walltite1,2, NCFI InsulBlock SPF1,2, Icynene MD-C-200v3 (ProSeal) up to 5½" 1,2, SWD Urethane Quik-Sheild 112 1,2 or None
Exterior Sheathing	½" thick (min) exterior gypsum sheathing OR ½" (min) FRTW structural panels in Type III construction OR None. Exterior type gypsum sheathing is required when using SPF in the stud cavity.1
Weather Resistive Membrane Applied to Base Wall	Vaproshield Wrapshield SA, RevealShield SA
Weather Resistive Membrane Applied to Exterior Insulation	Vaproshield Wrapshield SA, RevealShield SA

The location and number of WRB's in the wall assembly are determined by the architect.  
See p.2 for additional illustrations showing VaproShield WRB/Air Barrier placement.

## VaproShield WRB/Air Barrier Placement Variations

as per Hunter NFPA 285 Test Data



Comprehensive details available at [VaproShield.com](http://VaproShield.com).  
Illustration for explanatory purposes only.