

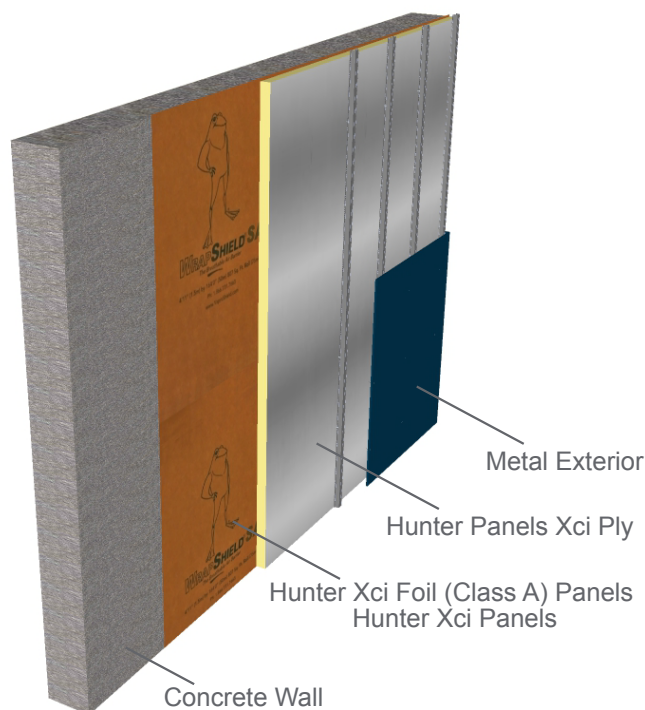
MCM System, Xci Foil (Class A) and Xci 286, Concrete

View WRB placement variations p.2

WrapShield SA Self-Adhered is a self-adhered, water resistive (WRB) vapor permeable air barrier sheet membrane adhered directly to substrate.

RevealShield SA Self-Adhered is a black, UV stable, water resistive (WRB) vapor permeable self-adhered air barrier membrane for open joint rain screen cladding systems.

Per Chapter 26 of the International Building Code, the wall assembly shall be tested in accordance with and comply with the acceptance criteria of NFPA 285. The listed assemblies in this document have met that criteria according to Hunter Panels. Visit hunterpanels.com for verification.



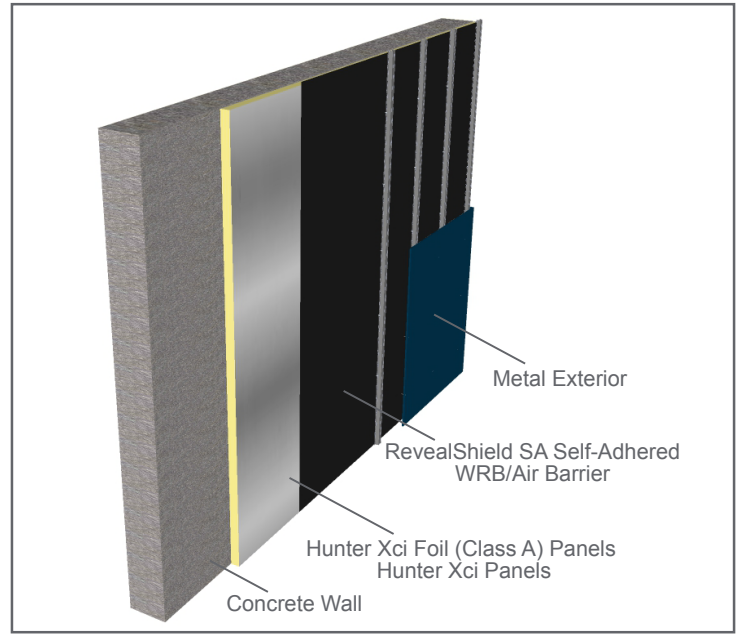
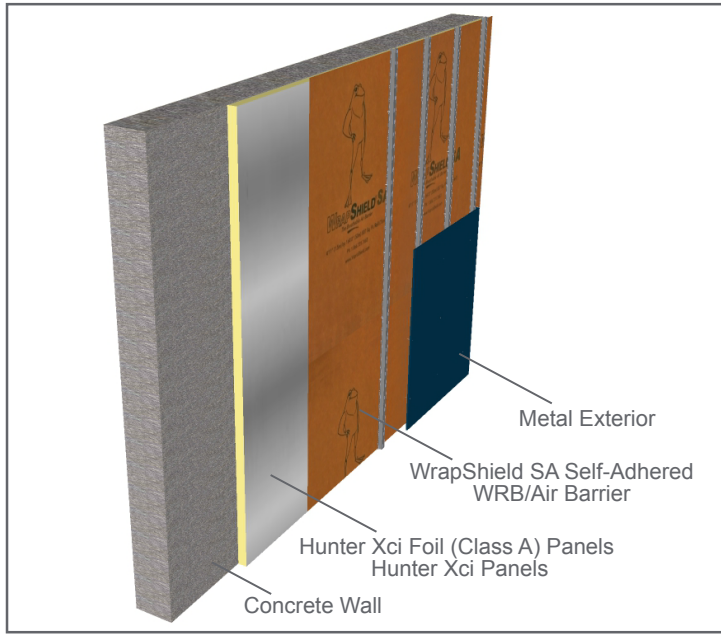
Comprehensive details available at VaproShield.com.
Illustration for explanatory purposes only.

Wall Component	Materials
Base Wall System	Concrete Wall (cast in place or precast)
Approved Exterior Finish	<p>Metal Exterior—Metal Exterior wall coverings such as Steel, Aluminum, Copper. Any standard installation technique can be used</p> <p>MCM System—Use any Metal Composite Material system that has been successfully tested by the panel manufacturer via the NFPA 285 test method. Any standard installation technique can be used.</p>
Material Options	<p>1) 4.2" max thickness of Hunter Xci Ply, inclusive of factory adhered 5/8" or 3/4" Fire Treated Plywood or FSC® Certified Fire Treated Plywood within overall max thickness</p> <p>2) 4.7" max thickness of Hunter Xci Ply, inclusive of factory adhered 5/8" or 3/4" Fire Treated Plywood or FSC® Certified Fire Treated Plywood within overall max thickness with non-combustible claddings</p>
Floorline Firestopping	Not Applicable
Stud Cavity	Not Applicable
Exterior Sheathing	Not Applicable
Weather Resistive Membrane Applied to Base Wall	VaproShield WrapShield SA Self-Adhered, RevealShield SA Self-Adhered
Weather Resistive Membrane Applied to Exterior Insulation	VaproShield WrapShield SA Self-Adhered, RevealShield SA Self-Adhered

The location and number of WRB's in the wall assembly are determined by the architect.
See p.2 for additional illustrations showing VaproShield WRB/Air Barrier placement.

VaproShield WRB/Air Barrier Placement Variations

as per Hunter NFPA 285 Test Data



Comprehensive details available at VaproShield.com.
Illustration for explanatory purposes only.