

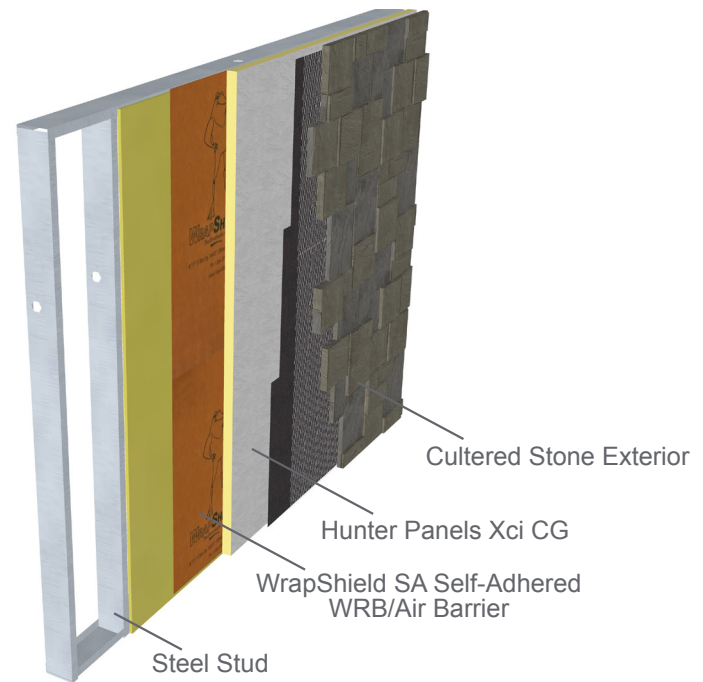
**Cultured Stone, Xci CG, Steel Stud**

View WRB placement variations p.2

**WrapShield SA Self-Adhered** is a self-adhered, water resistive (WRB) vapor permeable air barrier sheet membrane adhered directly to substrate.

**RevealShield SA Self-Adhered** is a black, UV stable, water resistive (WRB) vapor permeable self-adhered air barrier membrane for open joint rain screen cladding systems.

Per Chapter 26 of the International Building Code, the wall assembly shall be tested in accordance with and comply with the acceptance criteria of NFPA 285. The listed assemblies in this document have met that criteria according to Hunter Panels. Visit [hunterpanels.com](http://hunterpanels.com) for verification.



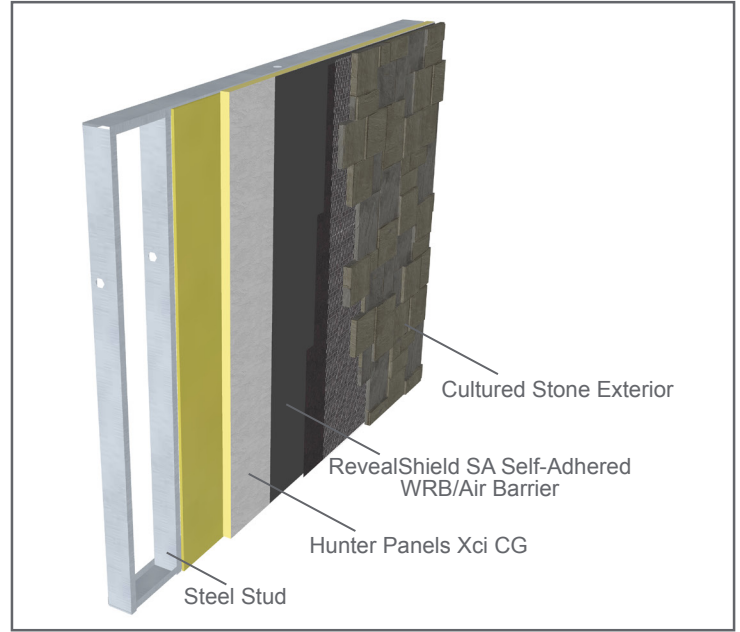
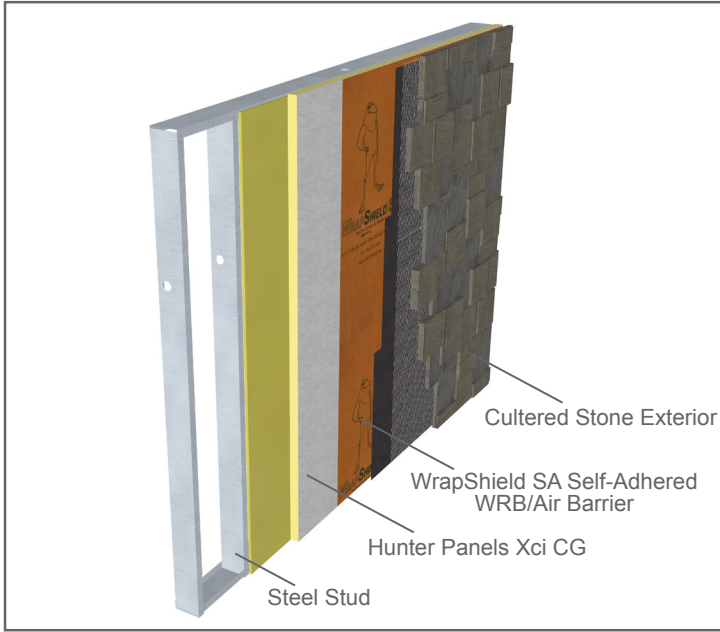
Comprehensive details available at [VaproShield.com](http://VaproShield.com).  
Illustration for explanatory purposes only.

Wall Component	Materials
<b>Base Wall System</b>	Steel Stud — 1 layer 5/8" thick Type X Gypsum wallboard on interior, installed over steel studs: minimum 3 5/8" depth, minimum 22 gauge at a maximum of 24 inch o.c. with lateral bracing every 4 ft. vertically.
<b>Approved Exterior Finish</b>	<b>Cast Artificial Stone, Cultured Stone</b> —Minimum 1½" thick complying with ICC-ES AC51. Any non-open joint installation technique such as shiplap may be used
<b>Material Options</b>	1) 3.5" max thickness of <b>Hunter Xci CG</b> 2) 4" max thickness of <b>Hunter Xci CG</b> with non-combustible claddings
<b>Floorline Firestopping</b>	Mineral fiber based safing insulation in each cavity at the floor line. Safing thickness must match cavity depth. Or Solid FRTW blocking at floor line in accordance with building code requirements for Type III construction.
<b>Stud Cavity</b>	Any noncombustible insulation, Covestro BaySeal CC X or CC CP**, BASF Walltite**, NCFI InsulBlock SPF**, Icynene MD-C-200v3 (ProSeal) up to 5½" ** or None
<b>Exterior Sheathing</b>	½" (min) thick exterior gypsum sheathing OR ½" (min) FRTW structural panels in Type III construction. OR None*
<b>Weather Resistive Membrane Applied to Base Wall</b>	VaproShield WrapShield SA Self-Adhered, RevealShield SA Self-Adhered
<b>Weather Resistive Membrane Applied to Exterior Insulation</b>	VaproShield WrapShield SA Self-Adhered, RevealShield SA Self-Adhered

The location and number of WRB's in the wall assembly are determined by the architect.  
See p.2 for additional illustrations showing VaproShield WRB/Air Barrier placement.

**VaproShield WRB/Air Barrier Placement Variations**

as per Hunter NFPA 285 Test Data



Comprehensive details available at [VaproShield.com](http://VaproShield.com).  
Illustration for explanatory purposes only.