

**WRAP SHIELD SA**<sup>®</sup>  
SELF-ADHERED

**PRODUCT DESCRIPTION**

WrapShield SA Self-Adhered is a self-adhered, water resistive vapor permeable air barrier sheet membrane.

**DISCLAIMER**


Detail sketch is generic, representing suggested best practices for VaproShield materials, and does not represent a specific job site condition and therefore may not be applicable to certain projects. Detail sketch is designed for use as a reference and must be approved by the designer/ consultant of record for each project prior to installation by the subcontractor. Changes and approvals of VaproShield details are the sole responsibility of the designer/consultant of record. VaproShield is **not** the designer of record for building enclosure details and takes no responsibility for the accuracy or interpretation of actual project site conditions.

Always check [www.VaproShield.com](http://www.VaproShield.com) for the latest details and installation instructions

VaproShield LLC  
915 26th Ave. N.W. Suite C5  
Gig Harbor, WA 98335  
Toll Free: 1.866.731.7663  
[www.VaproShield.com](http://www.VaproShield.com)  
© VaproShield 3/15/2016

VaproShield Canada  
101-1001 West Broadway Suite 545  
Vancouver, B.C. V6H 4E4, Canada  
Toll Free: 1.866.871.8263  
[www.VaproShield.ca](http://www.VaproShield.ca)

# Panelized Construction: Factory Installation - Step 1



**PRODUCT DESCRIPTION**

WrapShield SA Self-Adhered is a self-adhered, water resistive vapor permeable air barrier sheet membrane.

**DISCLAIMER**

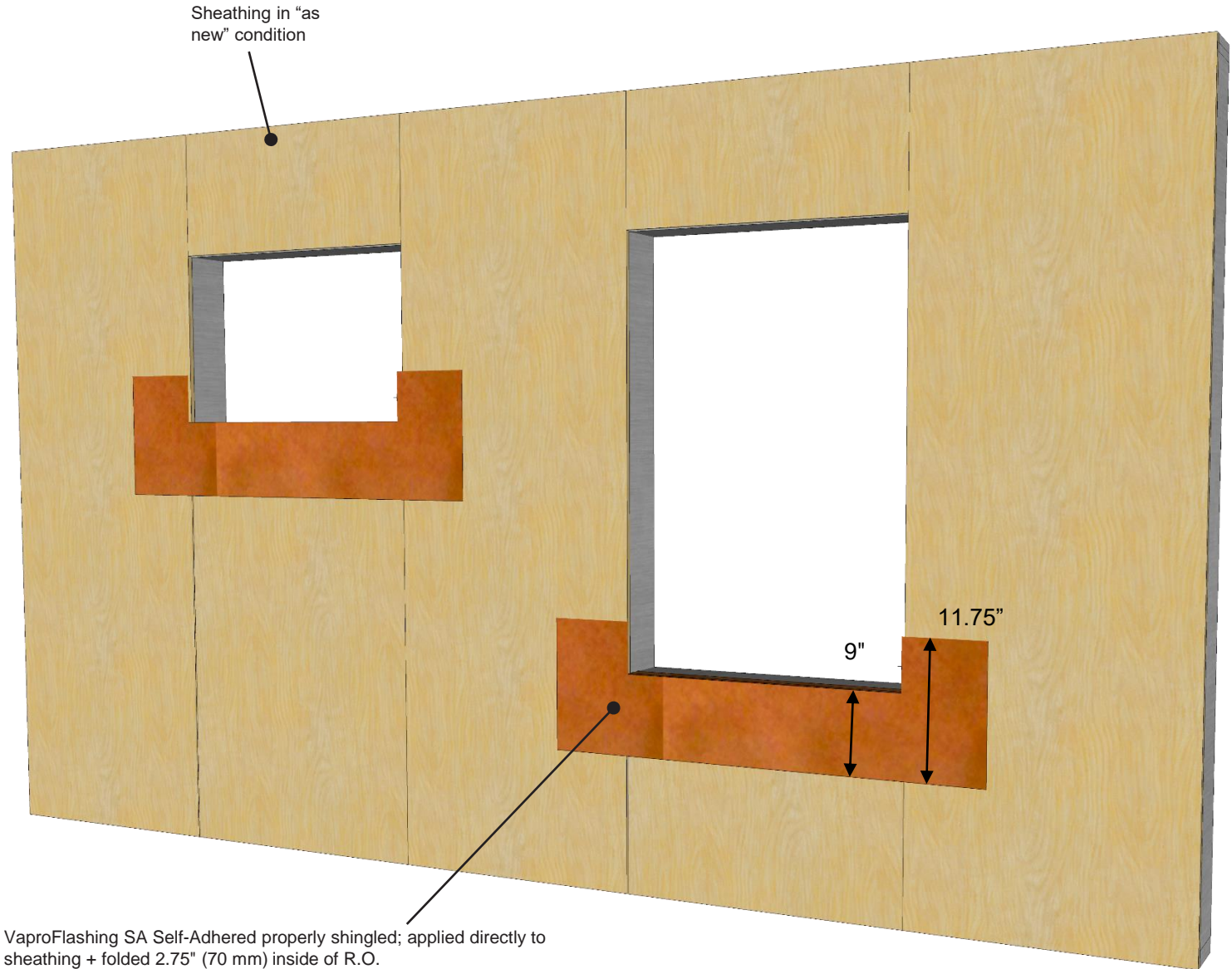
Detail sketch is generic, representing suggested best practices for VaproShield materials, and does not represent a specific job site condition and therefore may not be applicable to certain projects. Detail sketch is designed for use as a reference and must be approved by the designer/ consultant of record for each project prior to installation by the subcontractor. Changes and approvals of VaproShield details are the sole responsibility of the designer/consultant of record. VaproShield is **not** the designer of record for building enclosure details and takes no responsibility for the accuracy or interpretation of actual project site conditions.

Always check [www.VaproShield.com](http://www.VaproShield.com) for the latest details and installation instructions

VaproShield LLC  
915 26th Ave. N.W. Suite C5  
Gig Harbor, WA 98335  
Toll Free: 1.866.731.7663  
[www.VaproShield.com](http://www.VaproShield.com)  
© VaproShield 3/15/2016

VaproShield Canada  
101-1001 West Broadway Suite 545  
Vancouver, B.C. V6H 4E4, Canada  
Toll Free: 1.866.871.8263  
[www.VaproShield.ca](http://www.VaproShield.ca)

# Panelized Construction: Factory Installation - Step 2



VaproFlashing SA Self-Adhered properly shingled; applied directly to sheathing + folded 2.75" (70 mm) inside of R.O.

**Note:** Total of 11.75" (298.5 mm) of flashing should be used:

- 9" (228.6 mm) of flashing should be left on the face of the sheathing
- 6" (152.4 mm) of release film from the bottom of the flashing to be left attached for shingling over membrane.

**PRODUCT DESCRIPTION**

WrapShield SA Self-Adhered is a self-adhered, water resistive vapor permeable air barrier sheet membrane.

**DISCLAIMER**

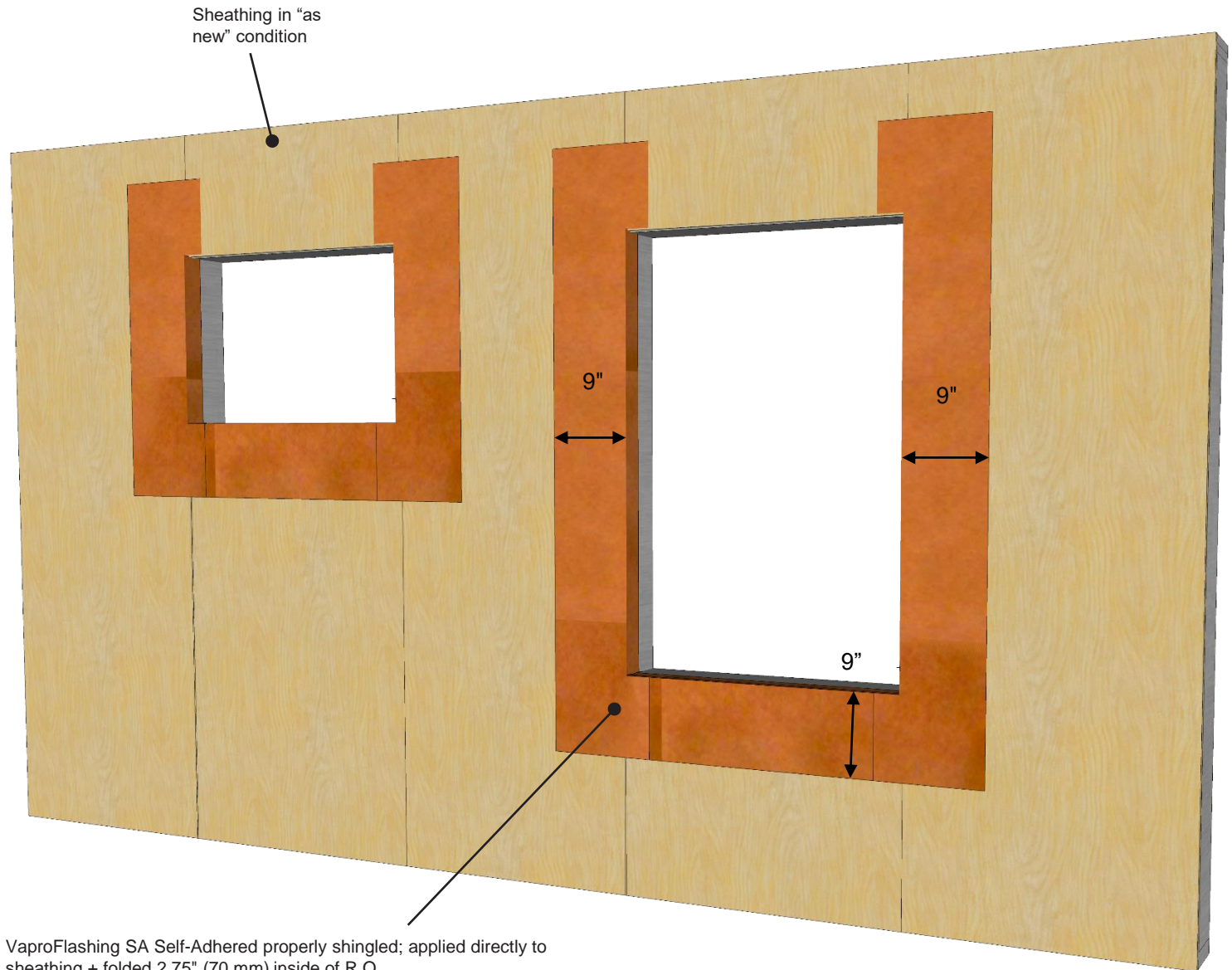
Detail sketch is generic, representing suggested best practices for VaproShield materials, and does not represent a specific job site condition and therefore may not be applicable to certain projects. Detail sketch is designed for use as a reference and must be approved by the designer/ consultant of record for each project prior to installation by the subcontractor. Changes and approvals of VaproShield details are the sole responsibility of the designer/consultant of record. VaproShield is **not** the designer of record for building enclosure details and takes no responsibility for the accuracy or interpretation of actual project site conditions.

Always check [www.VaproShield.com](http://www.VaproShield.com) for the latest details and installation instructions

VaproShield LLC  
915 26th Ave. N.W. Suite C5  
Gig Harbor, WA 98335  
Toll Free: 1.866.731.7663  
[www.VaproShield.com](http://www.VaproShield.com)  
© VaproShield 3/15/2016

VaproShield Canada  
101-1001 West Broadway Suite 545  
Vancouver, B.C. V6H 4E4, Canada  
Toll Free: 1.866.871.8263  
[www.VaproShield.ca](http://www.VaproShield.ca)

# Panelized Construction: Factory Installation - Step 3



**PRODUCT DESCRIPTION**

WrapShield SA Self-Adhered is a self-adhered, water resistive vapor permeable air barrier sheet membrane.

**DISCLAIMER**

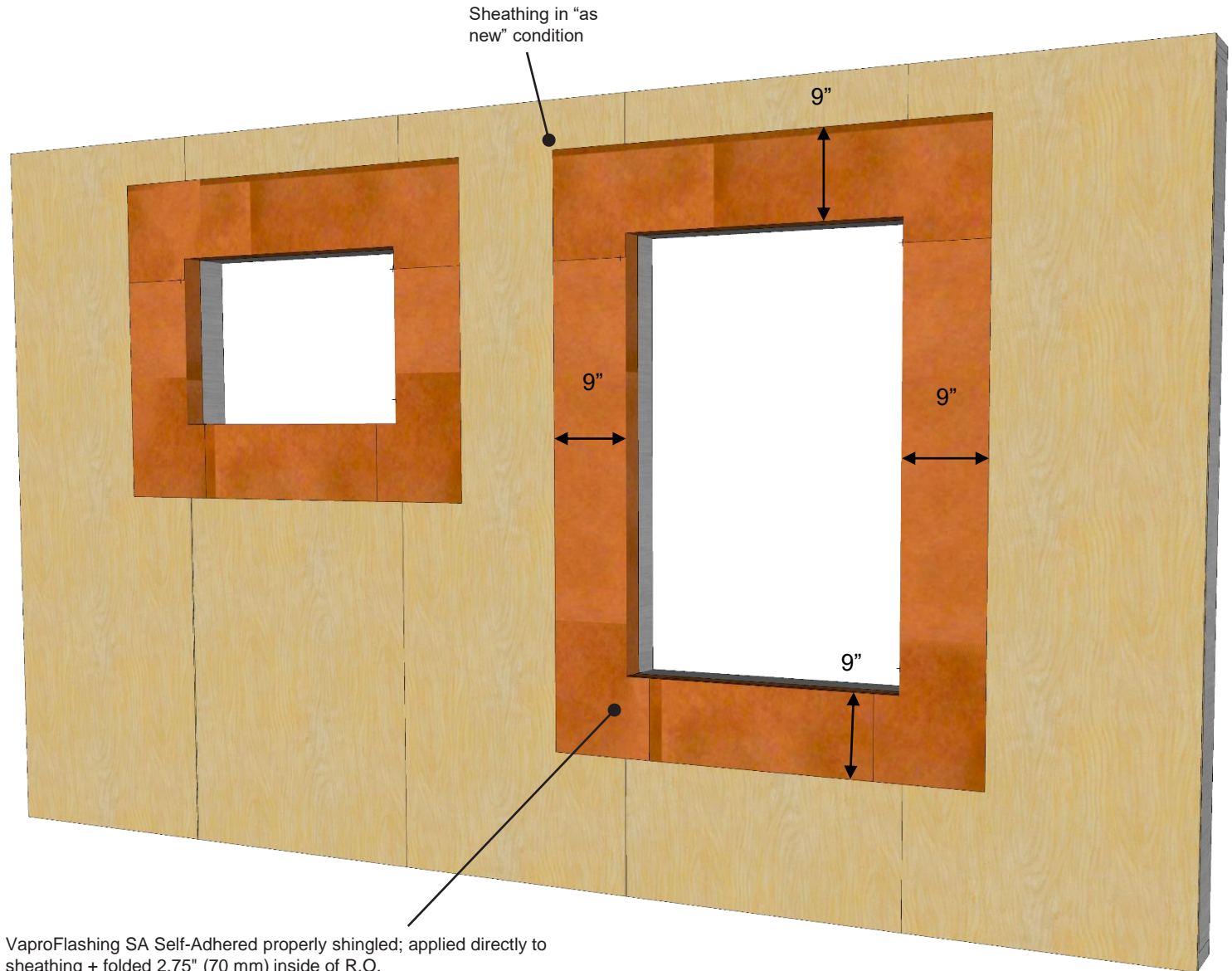
Detail sketch is generic, representing suggested best practices for VaproShield materials, and does not represent a specific job site condition and therefore may not be applicable to certain projects. Detail sketch is designed for use as a reference and must be approved by the designer/ consultant of record for each project prior to installation by the subcontractor. Changes and approvals of VaproShield details are the sole responsibility of the designer/consultant of record. VaproShield is **not** the designer of record for building enclosure details and takes no responsibility for the accuracy or interpretation of actual project site conditions.

Always check [www.VaproShield.com](http://www.VaproShield.com) for the latest details and installation instructions

VaproShield LLC  
915 26th Ave. N.W. Suite C5  
Gig Harbor, WA 98335  
Toll Free: 1.866.731.7663  
[www.VaproShield.com](http://www.VaproShield.com)  
© VaproShield 3/15/2016

VaproShield Canada  
101-1001 West Broadway Suite 545  
Vancouver, B.C. V6H 4E4, Canada  
Toll Free: 1.866.871.8263  
[www.VaproShield.ca](http://www.VaproShield.ca)

# Panelized Construction: Factory Installation - Step 4



VaproFlashing SA Self-Adhered properly shingled; applied directly to sheathing + folded 2.75" (70 mm) inside of R.O.

**Note:** Total of 11.75" (298.5 mm) of flashing should be used:

- 9" (228.6 mm) of flashing should be left on the face of the sheathing
- 6" (152.4 mm) of release film from the bottom of the flashing to be left attached for shingling over membrane.

**PRODUCT DESCRIPTION**

WrapShield SA Self-Adhered is a self-adhered, water resistive vapor permeable air barrier sheet membrane.

**DISCLAIMER**

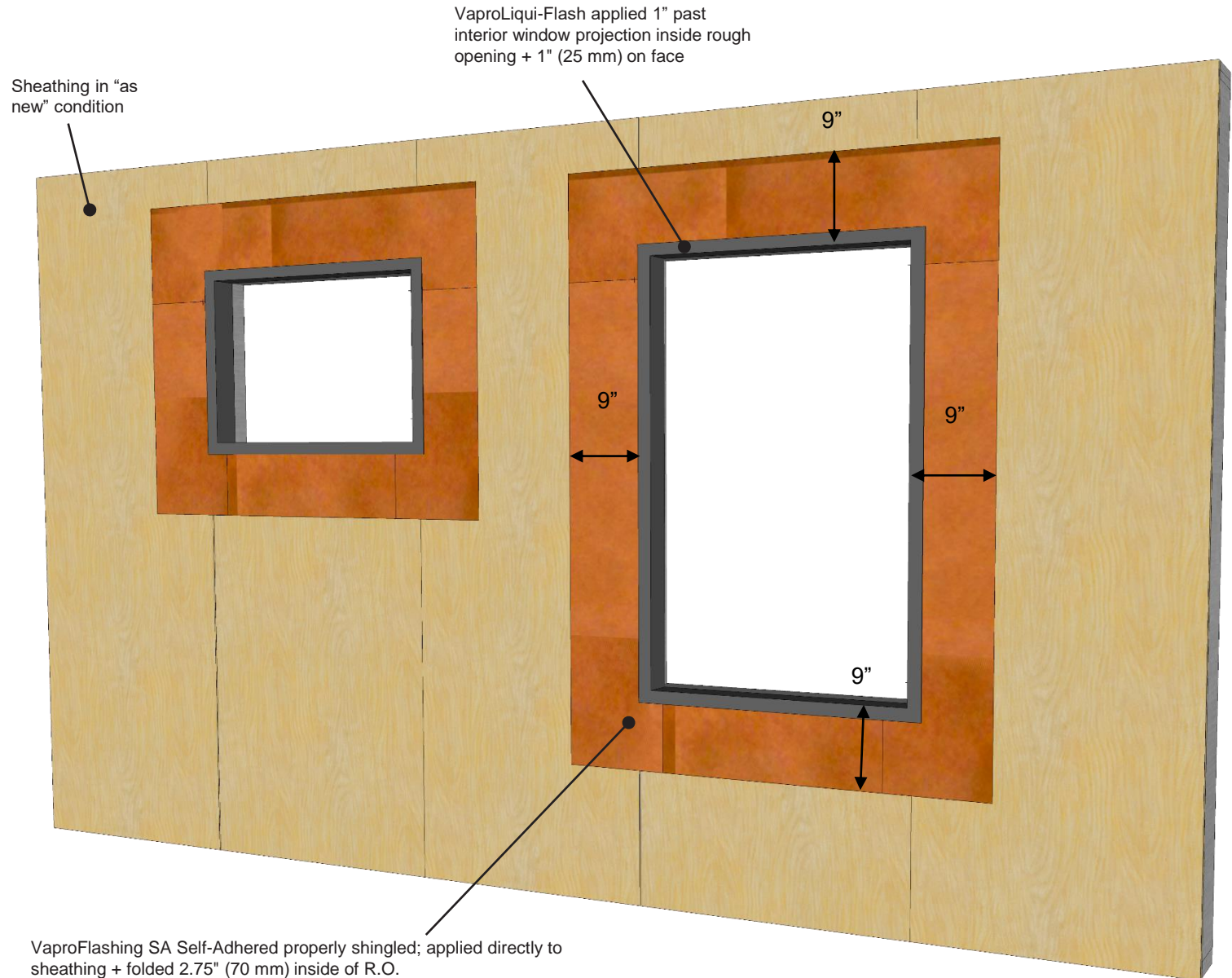
Detail sketch is generic, representing suggested best practices for VaproShield materials, and does not represent a specific job site condition and therefore may not be applicable to certain projects. Detail sketch is designed for use as a reference and must be approved by the designer/ consultant of record for each project prior to installation by the subcontractor. Changes and approvals of VaproShield details are the sole responsibility of the designer/consultant of record. VaproShield is **not** the designer of record for building enclosure details and takes no responsibility for the accuracy or interpretation of actual project site conditions.

Always check [www.VaproShield.com](http://www.VaproShield.com) for the latest details and installation instructions

VaproShield LLC  
915 26th Ave. N.W. Suite C5  
Gig Harbor, WA 98335  
Toll Free: 1.866.731.7663  
[www.VaproShield.com](http://www.VaproShield.com)  
© VaproShield 3/15/2016

VaproShield Canada  
101-1001 West Broadway Suite 545  
Vancouver, B.C. V6H 4E4, Canada  
Toll Free: 1.866.871.8263  
[www.VaproShield.ca](http://www.VaproShield.ca)

# Panelized Construction: Factory Installation - Step 5



VaproFlashing SA Self-Adhered properly shingled; applied directly to sheathing + folded 2.75" (70 mm) inside of R.O.

**Note:** Total of 11.75" (298.5 mm) of flashing should be used:

- 9" (228.6 mm) of flashing should be left on the face of the sheathing
- 6" (152.4 mm) of release film from the bottom of the flashing to be left attached for shingling over membrane.

**PRODUCT DESCRIPTION**

WrapShield SA Self-Adhered is a self-adhered, water resistive vapor permeable air barrier sheet membrane.

**DISCLAIMER**

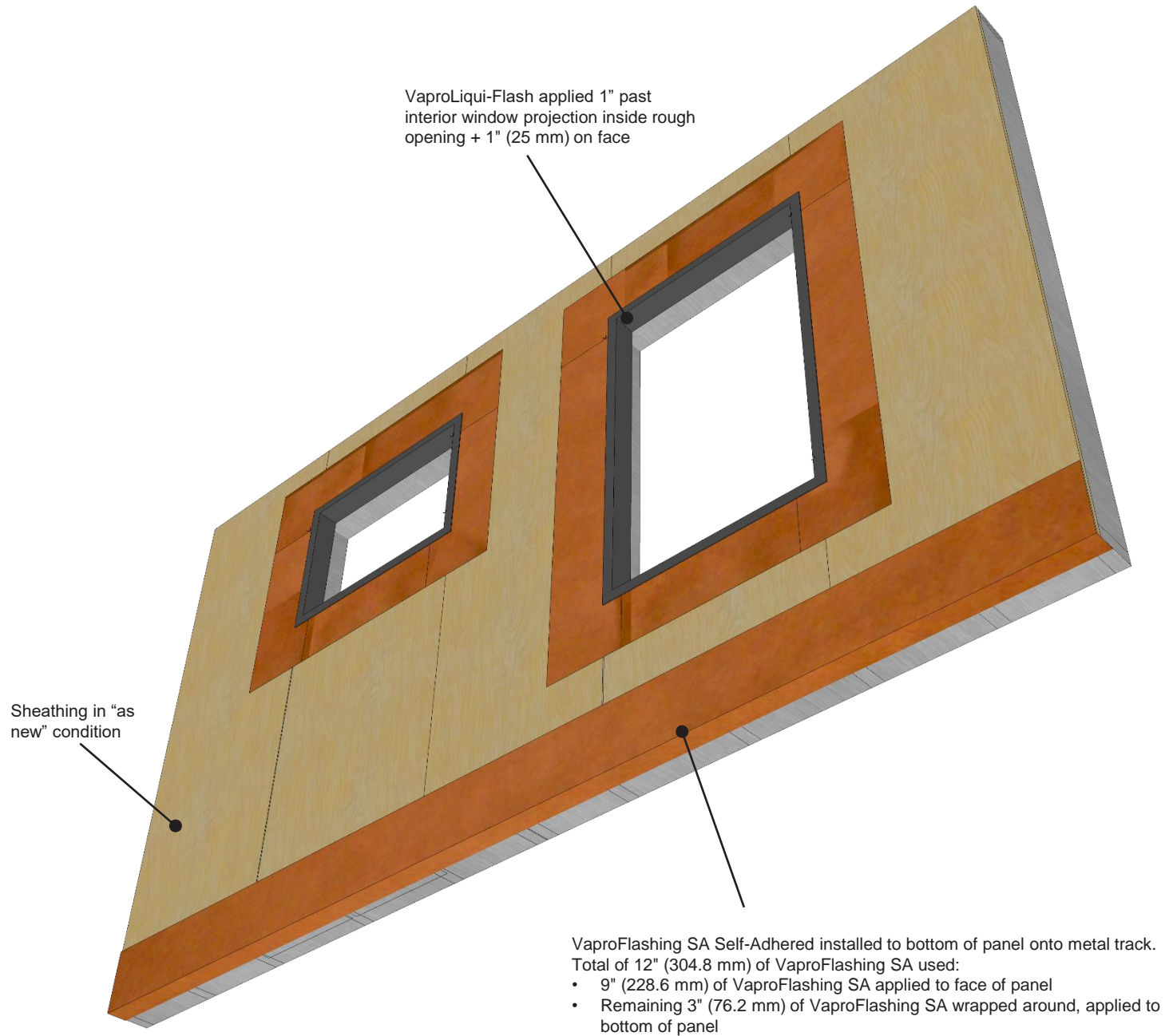
Detail sketch is generic, representing suggested best practices for VaproShield materials, and does not represent a specific job site condition and therefore may not be applicable to certain projects. Detail sketch is designed for use as a reference and must be approved by the designer/ consultant of record for each project prior to installation by the subcontractor. Changes and approvals of VaproShield details are the sole responsibility of the designer/consultant of record. VaproShield is **not** the designer of record for building enclosure details and takes no responsibility for the accuracy or interpretation of actual project site conditions.

Always check [www.VaproShield.com](http://www.VaproShield.com) for the latest details and installation instructions

VaproShield LLC  
915 26th Ave. N.W. Suite C5  
Gig Harbor, WA 98335  
Toll Free: 1.866.731.7663  
[www.VaproShield.com](http://www.VaproShield.com)  
© VaproShield 3/15/2016

VaproShield Canada  
101-1001 West Broadway Suite 545  
Vancouver, B.C. V6H 4E4, Canada  
Toll Free: 1.866.871.8263  
[www.VaproShield.ca](http://www.VaproShield.ca)

# Panelized Construction: Factory Installation - Step 6



**WRAPSHIELD SA®**  
SELF-ADHERED

**PRODUCT DESCRIPTION**

WrapShield SA Self-Adhered is a self-adhered, water resistive vapor permeable air barrier sheet membrane.

**DISCLAIMER**

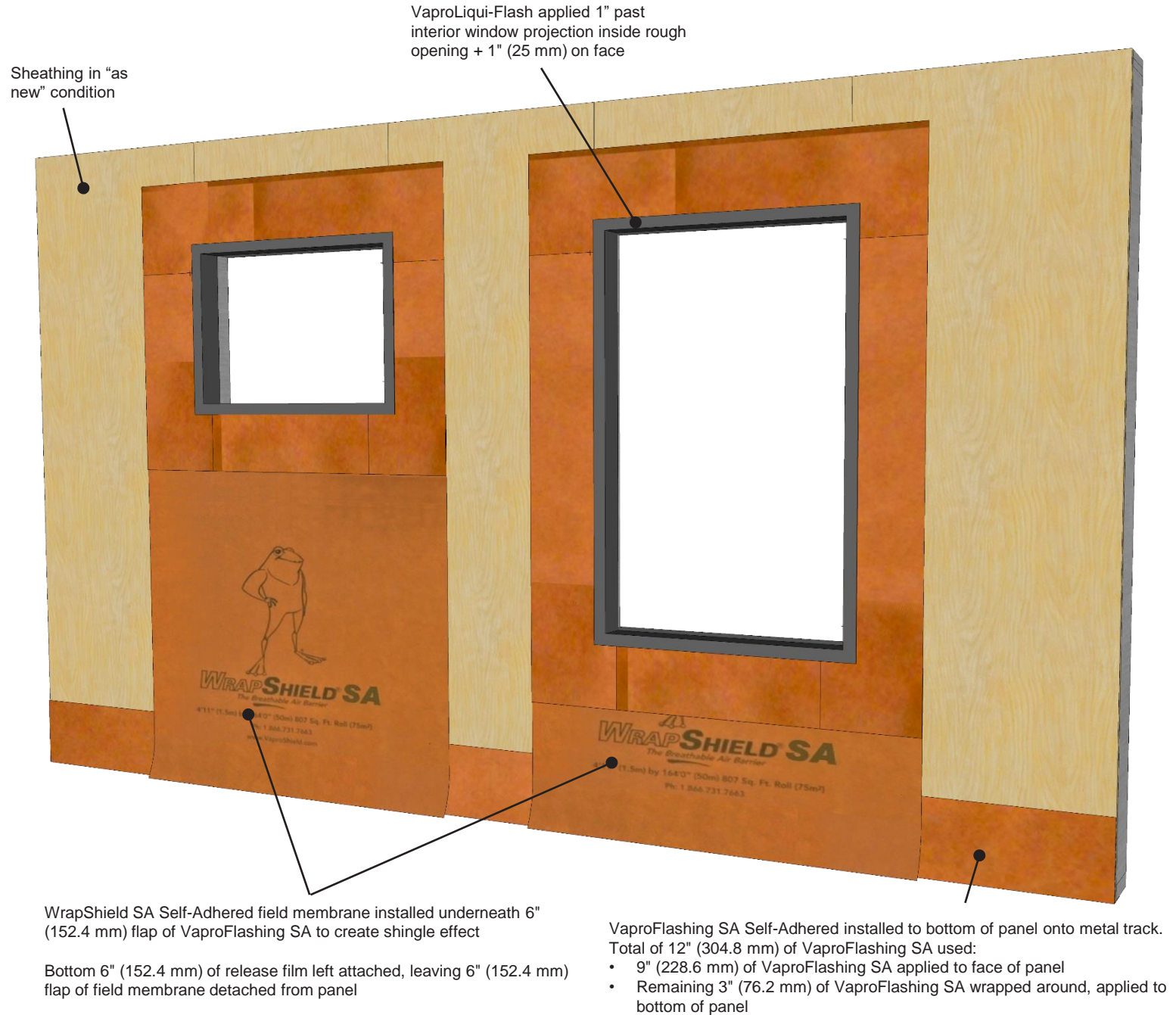
Detail sketch is generic, representing suggested best practices for VaproShield materials, and does not represent a specific job site condition and therefore may not be applicable to certain projects. Detail sketch is designed for use as a reference and must be approved by the designer/ consultant of record for each project prior to installation by the subcontractor. Changes and approvals of VaproShield details are the sole responsibility of the designer/consultant of record. VaproShield is **not** the designer of record for building enclosure details and takes no responsibility for the accuracy or interpretation of actual project site conditions.

Always check [www.VaproShield.com](http://www.VaproShield.com) for the latest details and installation instructions

VaproShield LLC  
915 26th Ave. N.W. Suite C5  
Gig Harbor, WA 98335  
Toll Free: 1.866.731.7663  
[www.VaproShield.com](http://www.VaproShield.com)  
© VaproShield 3/15/2016

VaproShield Canada  
101-1001 West Broadway Suite 545  
Vancouver, B.C. V6H 4E4, Canada  
Toll Free: 1.866.871.8263  
[www.VaproShield.ca](http://www.VaproShield.ca)

# Panelized Construction: Factory Installation - Step 7



Sheathing in "as new" condition

VaproLiqui-Flash applied 1" past interior window projection inside rough opening + 1" (25 mm) on face

WrapShield SA Self-Adhered field membrane installed underneath 6" (152.4 mm) flap of VaproFlashing SA to create shingle effect

Bottom 6" (152.4 mm) of release film left attached, leaving 6" (152.4 mm) flap of field membrane detached from panel

VaproFlashing SA Self-Adhered installed to bottom of panel onto metal track. Total of 12" (304.8 mm) of VaproFlashing SA used:

- 9" (228.6 mm) of VaproFlashing SA applied to face of panel
- Remaining 3" (76.2 mm) of VaproFlashing SA wrapped around, applied to bottom of panel

**PRODUCT DESCRIPTION**

WrapShield SA Self-Adhered is a self-adhered, water resistive vapor permeable air barrier sheet membrane.

**DISCLAIMER**

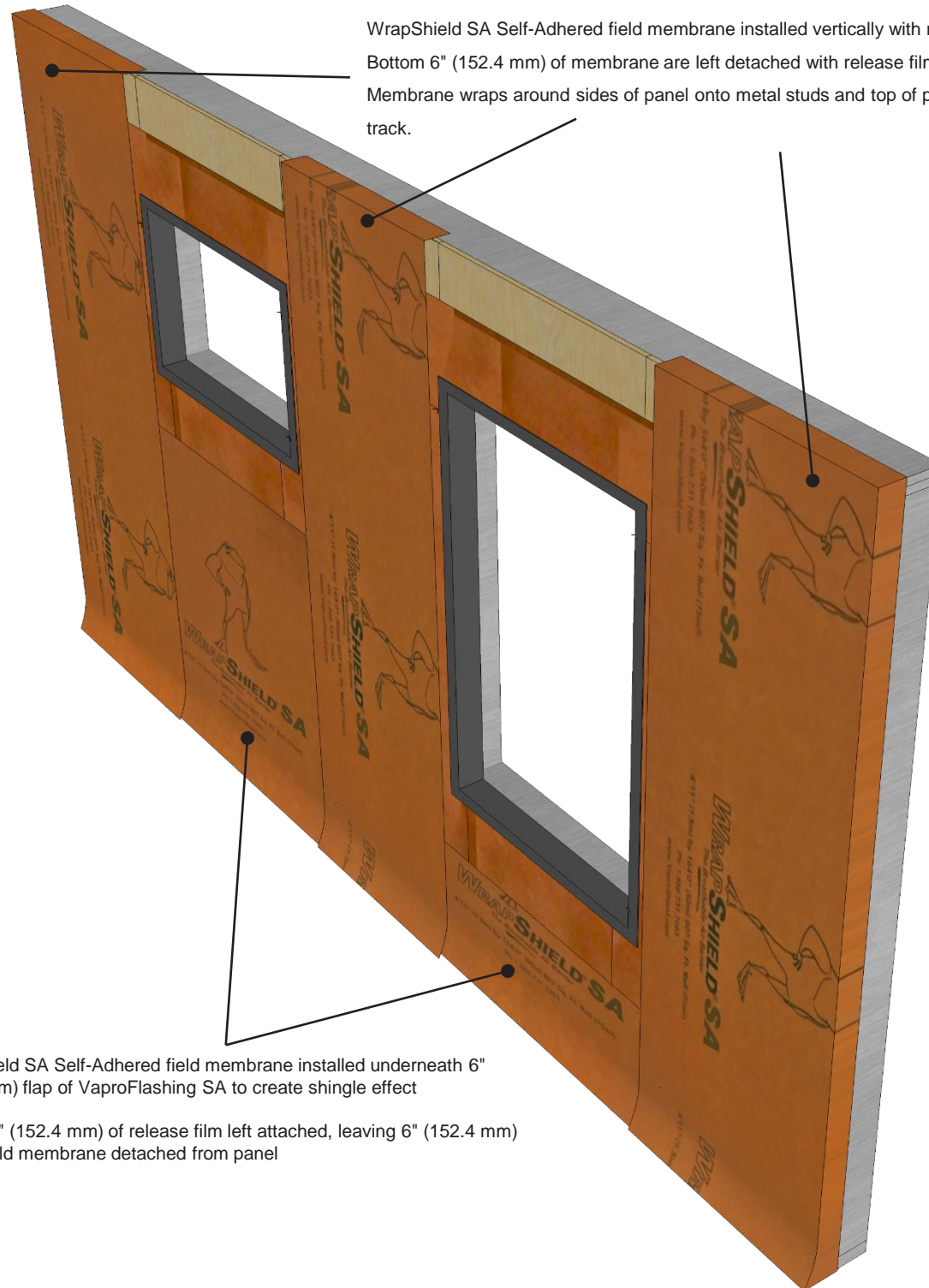
Detail sketch is generic, representing suggested best practices for VaproShield materials, and does not represent a specific job site condition and therefore may not be applicable to certain projects. Detail sketch is designed for use as a reference and must be approved by the designer/ consultant of record for each project prior to installation by the subcontractor. Changes and approvals of VaproShield details are the sole responsibility of the designer/consultant of record. VaproShield is **not** the designer of record for building enclosure details and takes no responsibility for the accuracy or interpretation of actual project site conditions.

Always check [www.VaproShield.com](http://www.VaproShield.com) for the latest details and installation instructions

VaproShield LLC  
915 26th Ave. N.W. Suite C5  
Gig Harbor, WA 98335  
Toll Free: 1.866.731.7663  
[www.VaproShield.com](http://www.VaproShield.com)  
© VaproShield 3/15/2016

VaproShield Canada  
101-1001 West Broadway Suite 545  
Vancouver, B.C. V6H 4E4, Canada  
Toll Free: 1.866.871.8263  
[www.VaproShield.ca](http://www.VaproShield.ca)

# Panelized Construction: Factory Installation - Step 8



WrapShield SA Self-Adhered field membrane installed vertically with minimum 3" (76.2 mm) overlap  
Bottom 6" (152.4 mm) of membrane are left detached with release film left intact  
Membrane wraps around sides of panel onto metal studs and top of panel 3" (76.2 mm) onto metal track.

WrapShield SA Self-Adhered field membrane installed underneath 6" (152.4 mm) flap of VaproFlashing SA to create shingle effect

Bottom 6" (152.4 mm) of release film left attached, leaving 6" (152.4 mm) flap of field membrane detached from panel

**PRODUCT DESCRIPTION**

WrapShield SA Self-Adhered is a self-adhered, water resistive vapor permeable air barrier sheet membrane.

**DISCLAIMER**

Detail sketch is generic, representing suggested best practices for VaproShield materials, and does not represent a specific job site condition and therefore may not be applicable to certain projects. Detail sketch is designed for use as a reference and must be approved by the designer/ consultant of record for each project prior to installation by the subcontractor. Changes and approvals of VaproShield details are the sole responsibility of the designer/consultant of record. VaproShield is **not** the designer of record for building enclosure details and takes no responsibility for the accuracy or interpretation of actual project site conditions.

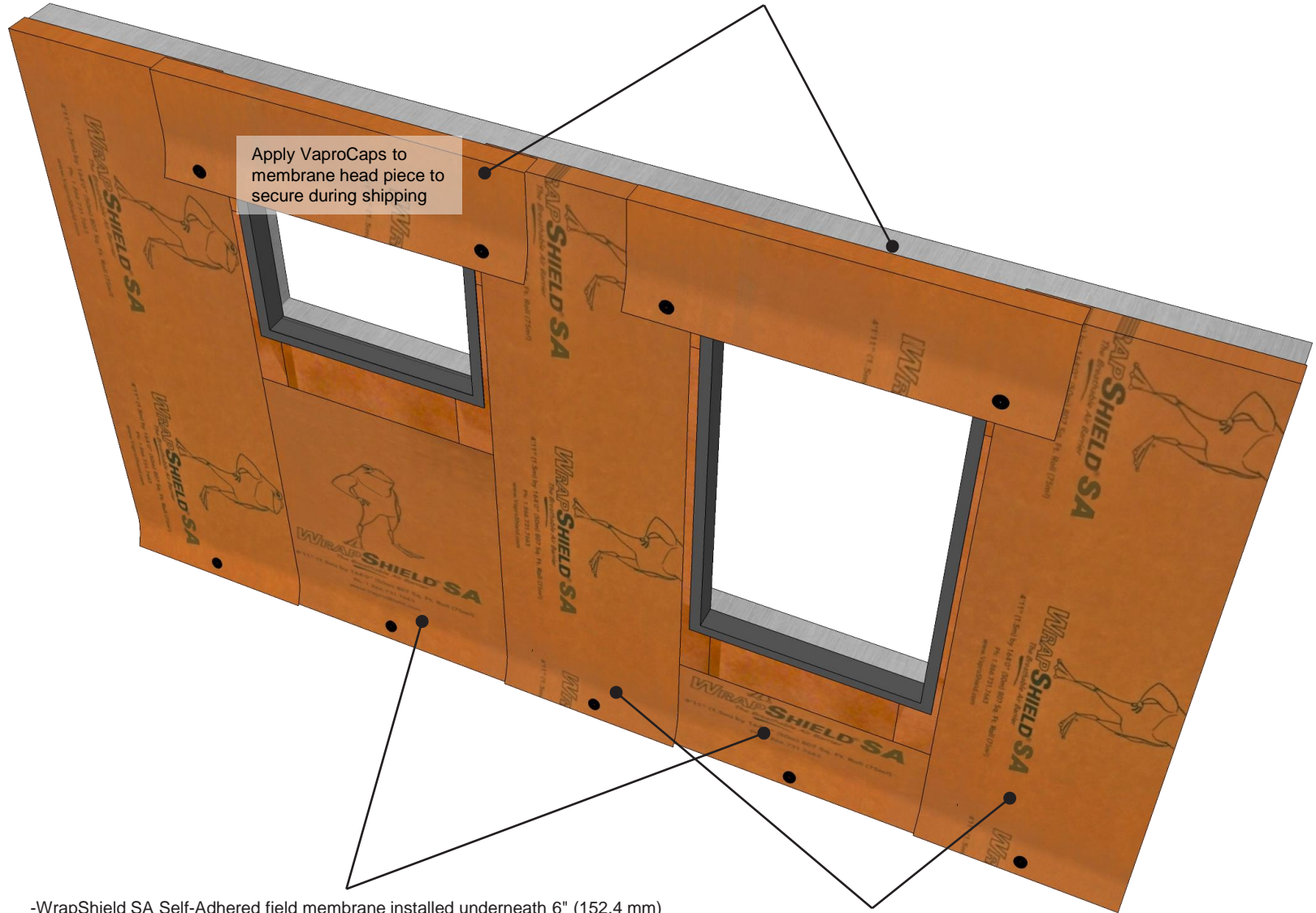
Always check [www.VaproShield.com](http://www.VaproShield.com) for the latest details and installation instructions

VaproShield LLC  
915 26th Ave. N.W. Suite C5  
Gig Harbor, WA 98335  
Toll Free: 1.866.731.7663  
[www.VaproShield.com](http://www.VaproShield.com)  
© VaproShield 3/15/2016

VaproShield Canada  
101-1001 West Broadway Suite 545  
Vancouver, B.C. V6H 4E4, Canada  
Toll Free: 1.866.871.8263  
[www.VaproShield.ca](http://www.VaproShield.ca)

# Panelized Construction: Factory Installation - Step 10

WrapShield SA Self-Adhered field membrane installed above rough openings and folded 3" (76.2 mm) over the top of panel onto metal track. Leave bottom 6" (152.4 mm) of field membrane unattached with release film intact.



-WrapShield SA Self-Adhered field membrane installed underneath 6" (152.4 mm) flap of VaproFlashing SA to create shingle effect  
-Bottom 6" (152.4 mm) of release film left attached, leaving 6" (152.4 mm) flap of field membrane detached from panel, secured with VaproCaps

-WrapShield SA Self-Adhered field membrane installed vertically with minimum 3" (76.2 mm) overlap  
-Bottom 6" (152.4 mm) of membrane are left detached with release film left intact, secured with VaproCaps  
-Membrane wraps around sides of panel and top of panel 3" (76.2 mm)