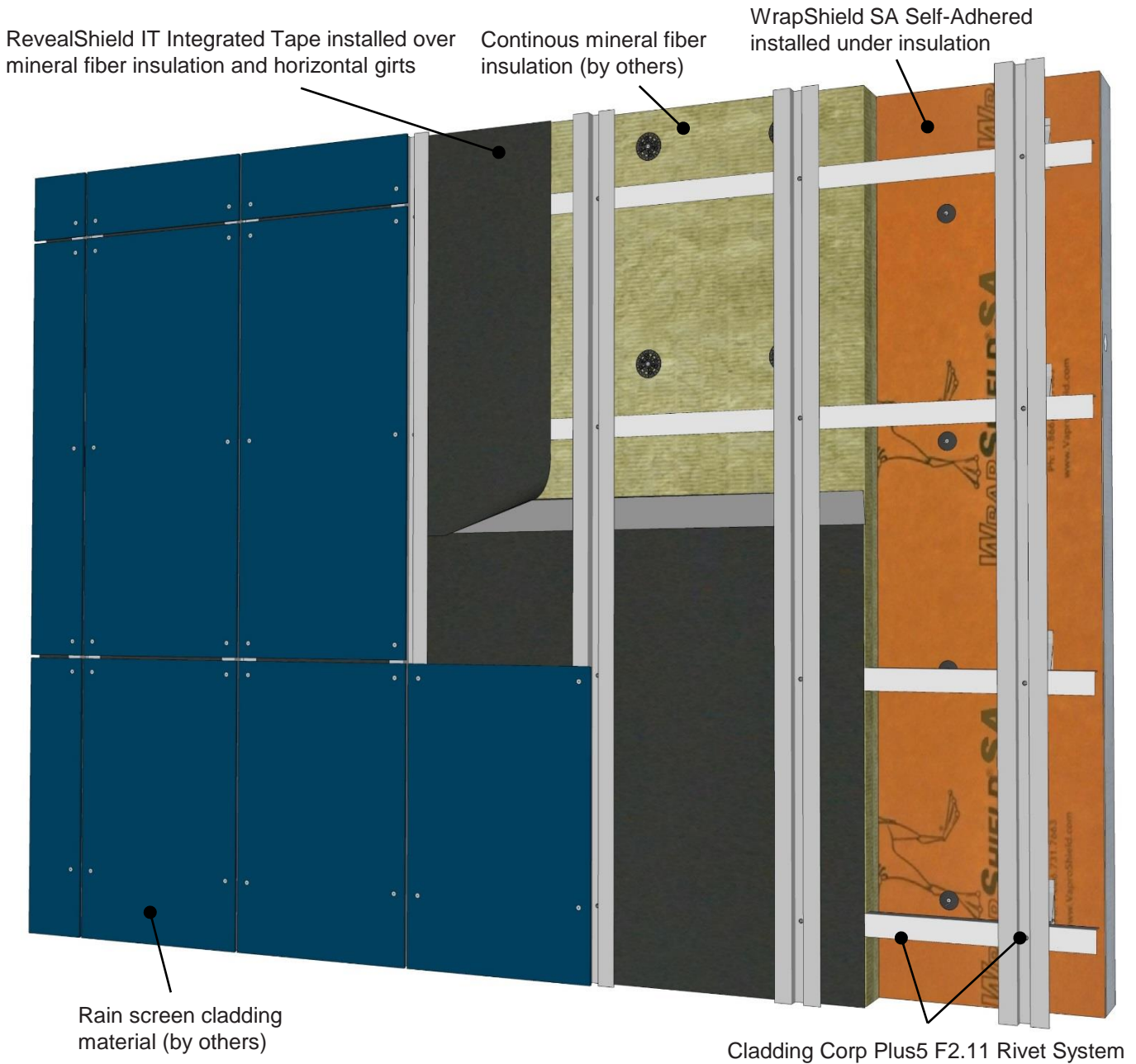


Cladding Corp Rain Screen Assembly with Semi-Rigid Insulation



WRAPSHIELD SA[®]
SELF-ADHERED
CLADDING CORP
THE 1ST NAME IN RAINSCREEN

PRODUCT DESCRIPTION

A self-adhered, water resistive vapor permeable air barrier sheet membrane installed Cladding Corp Plus5 F1.10 Visible Rivet system

DISCLAIMER

Detail sketch is generic, representing suggested best practices for VaproShield materials, and does not represent a specific job site condition and therefore may not be applicable to certain projects. Detail sketch is designed for use as a reference and must be approved by the designer/ consultant of record for each project prior to installation by the subcontractor. Changes and approvals of VaproShield details are the sole responsibility of the designer/consultant of record. VaproShield is **not** the designer of record for building enclosure details and takes no responsibility for the accuracy or interpretation of actual project site conditions.

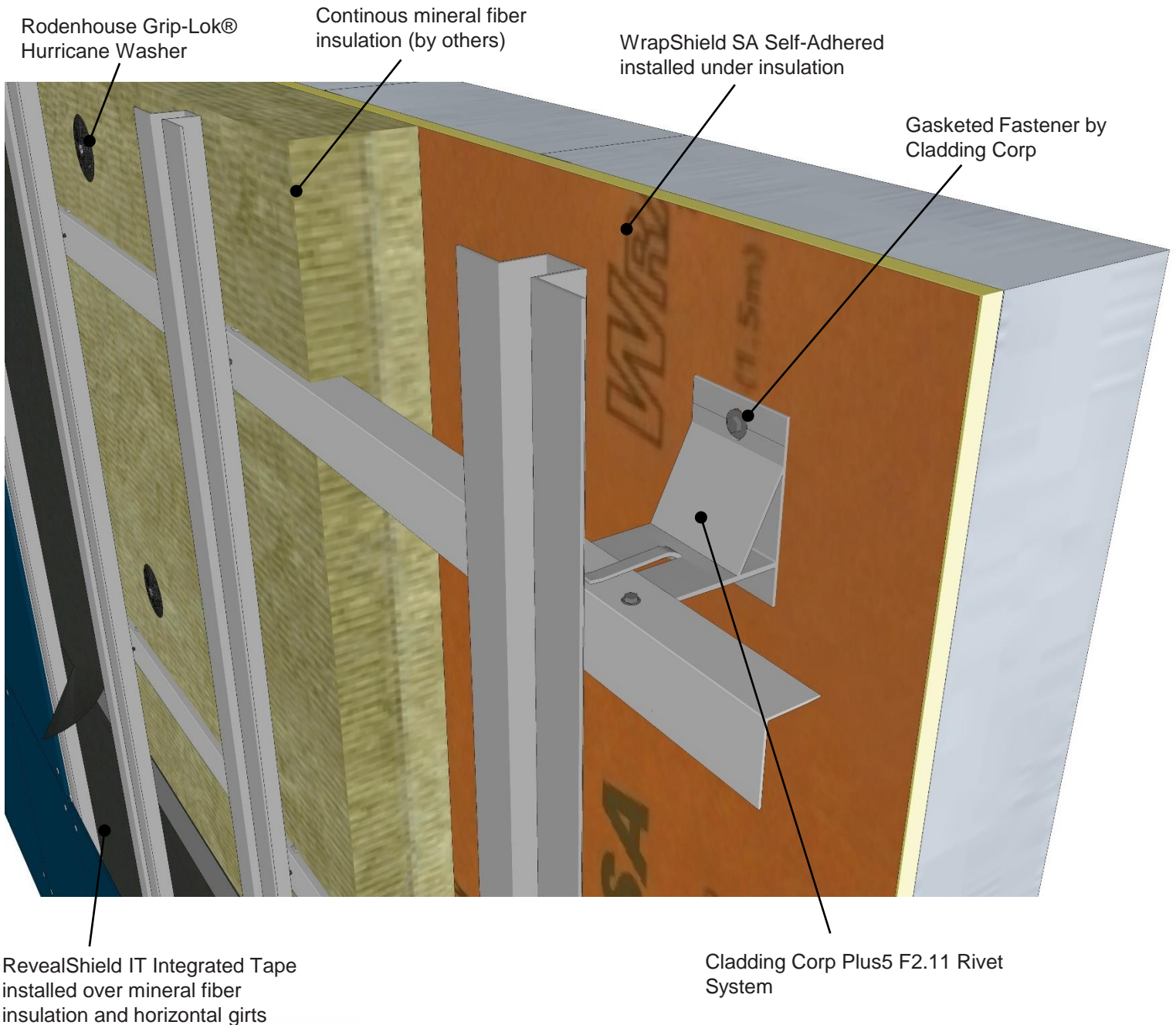
DRAWN BY: AR

DATE: 08.25.16

REF: 177-B

Always check www.VaproShield.com for the latest details and installation instructions

Cladding Corp Rain Screen Assembly with Semi-Rigid Insulation



WRAPSHIELD SA[®]
 SELF-ADHERED
CLADDING CORP
 THE 1ST NAME IN RAINSCREEN

PRODUCT DESCRIPTION
 A self-adhered, water resistive vapor permeable air barrier sheet membrane installed Cladding Corp Plus5 F1.10 Visible Rivet system

DISCLAIMER
 Detail sketch is generic, representing suggested best practices for VaproShield materials, and does not represent a specific job site condition and therefore may not be applicable to certain projects. Detail sketch is designed for use as a reference and must be approved by the designer/ consultant of record for each project prior to installation by the subcontractor. Changes and approvals of VaproShield details are the sole responsibility of the designer/consultant of record. VaproShield is **not** the designer of record for building enclosure details and takes no responsibility for the accuracy or interpretation of actual project site conditions.

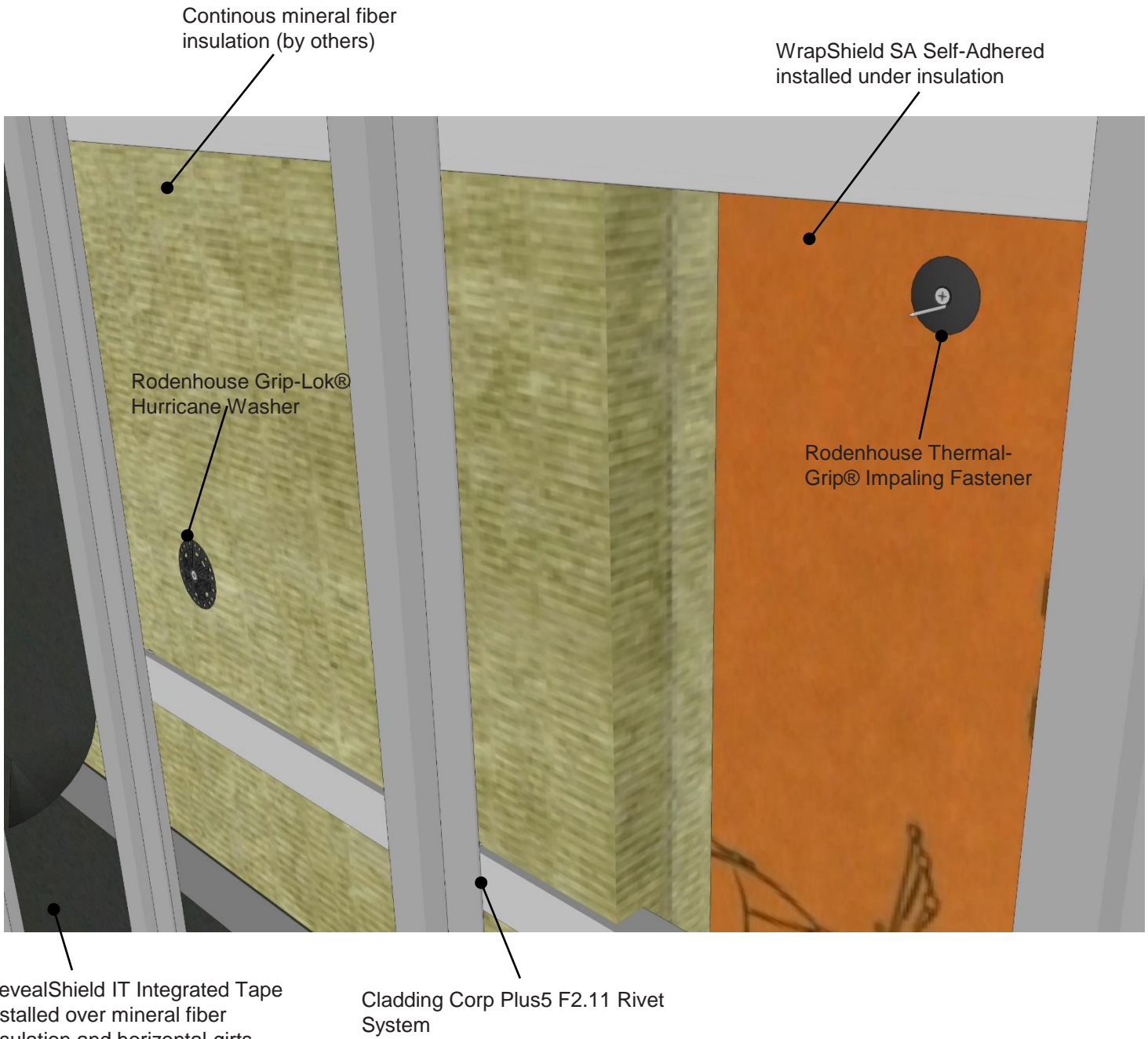
DRAWN BY: AR

DATE: 08.25.16

REF: 177-B

Always check www.VaproShield.com for the latest details and installation instructions

Cladding Corp Rain Screen Assembly with Semi-Rigid Insulation



Continous mineral fiber insulation (by others)

WrapShield SA Self-Adhered installed under insulation

Rodenhouse Grip-Lok[®] Hurricane Washer

Rodenhouse Thermal-Grip[®] Impaling Fastener

RevealShield IT Integrated Tape installed over mineral fiber insulation and horizontal girts

Cladding Corp Plus5 F2.11 Rivet System

WRAPSHIELD SA[®]
 SELF-ADHERED
CLADDING CORP
 THE 1ST NAME IN RAINSCREEN

PRODUCT DESCRIPTION

A self-adhered, water resistive vapor permeable air barrier sheet membrane installed Cladding Corp Plus5 F1.10 Visible Rivet system

DISCLAIMER

Detail sketch is generic, representing suggested best practices for VaproShield materials, and does not represent a specific job site condition and therefore may not be applicable to certain projects. Detail sketch is designed for use as a reference and must be approved by the designer/ consultant of record for each project prior to installation by the subcontractor. Changes and approvals of VaproShield details are the sole responsibility of the designer/consultant of record. VaproShield is **not** the designer of record for building enclosure details and takes no responsibility for the accuracy or interpretation of actual project site conditions.

DRAWN BY: AR

DATE: 08.25.16

REF: 177-B

Always check www.VaproShield.com for the latest details and installation instructions