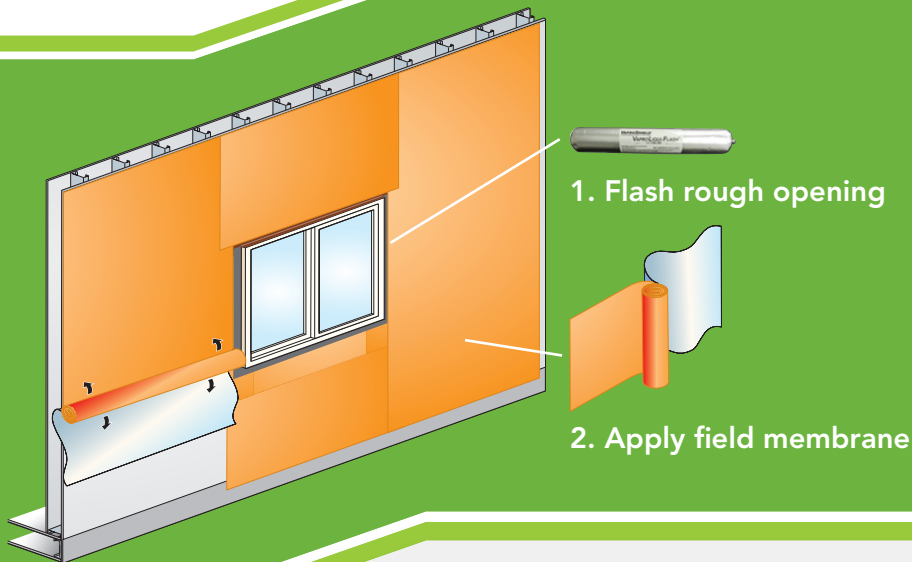


# VaproAir Barrier System

Two Components: Fast, Simple, Efficient




## ***VaproAirBarrier System: contractor friendly, competitive and sustainable***

- Achieve complete air barrier continuity by managing only two components in the field, drastically reducing training and installation time.
- Use common hand tools for installation and reposition membrane for up to 40 min. after initial adhesion. Innovative adhesive cures overtime.
- Installed costs average 30-50% less than the typical competitors. How? By eliminating the need for any joint/corner treatments, tapes, adhesives and spray equipment.
- Zero VOC's, red list chemicals or toxins; installation crews are safe around all VaproShield membranes and accessories, no respirators or special overalls are ever required.



Apply membranes in virtually any weather; below freezing, before/after rain events



Requires no substrate joint reinforcement or screw hole taping, and bridges gaps up to 3/8"

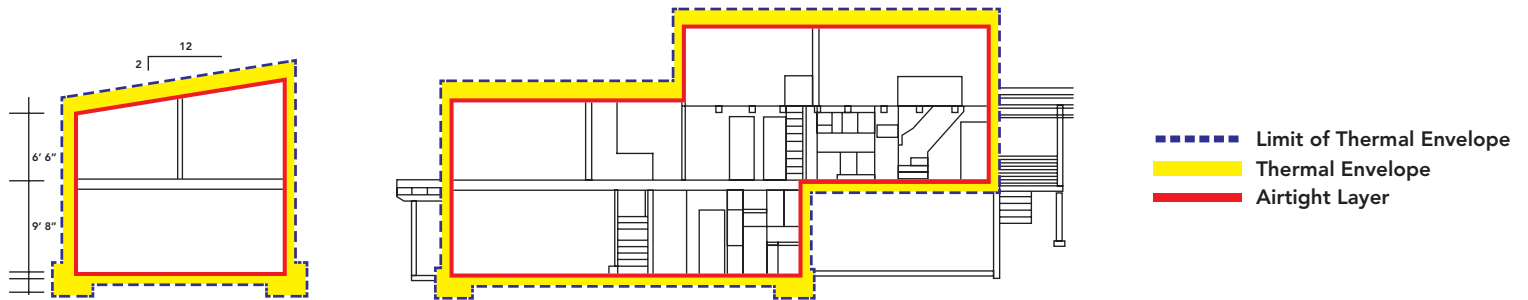


ABAA Approved, meets/exceeds all industry standard WRB/Air Barrier tests including ASTM E2357-05

***Try it for yourself. Order samples today at [VaproShield.com](http://VaproShield.com) or contact our Technical Team at 866-731-7663 opt. 5***

**VAPROSHIELD®**  
Breathable Membrane Systems for Roofs & Walls

# Air Barrier Overview



## What is an Air Barrier Solution?

An air barrier system must be continuous. The system consists of materials (individual components), assemblies (such as windows) and connections between them. Components of the air barrier system must be connected in a manner that is capable of resisting positive and negative loads and remain durable.

A product is not an air barrier on its own, it must be part of a continuous system. Research has demonstrated that air leakage through the building envelope can transport exponentially more moisture through the building envelope than water vapor by diffusion. Controlling air flow can reduce problems such as corrosion, wall component deterioration and mold growth.

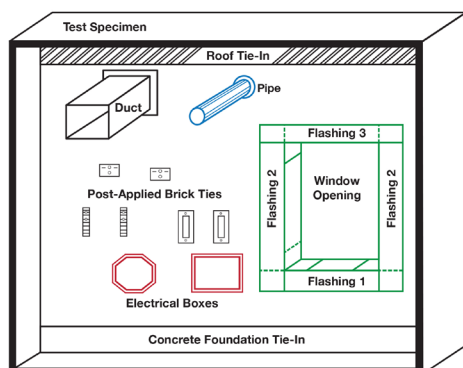
Other benefits are improved energy efficiency and indoor air quality over the life of the building. A 2005 NIST<sup>1</sup> study showed that an effective air barrier can reduce a buildings energy costs by as much as 40% and electrical costs by more than 25%.

## Understanding Air Barrier Testing

### ASTM E2357 Air Leakage of Air Barrier Assemblies

#### Test Standard:

Measures air permeance (leakage) of air barrier materials/accessories when combined into a wall assembly with pipe penetrations, brick ties, electrical boxes, foundation transitions, lap seams and flashings.




**ASTM E2357 is a more realistic test method, emulating installed materials on a building**

### ASTM E2178 Air Permanence of Building Materials

#### Test Standard:

Measures air permeance (leakage) of an air barrier material.



1. National Institute of Standards and Technology (NIST), NISTIR 7238 Investigation of the Impact of Commercial Building Envelope Airtightness on HVAC Energy Use  
VaproShield LLC | 915 26th Ave. N.W. Suite C5 | Gig Harbor, WA 98335 | Toll Free: 1.866.731.7663 | [www.VaproShield.com](http://www.VaproShield.com) | © VaproShield 3/2016  
VaproShield Canada | 101-1001 West Broadway Suite 545 | Vancouver, B.C. V6H 4E4, Canada | Toll Free: 1.866.871.8263 | [www.VaproShield.ca](http://www.VaproShield.ca)