

PanelShield™ SA

a vapor permeable Air Barrier (AB) Water Resistive Barrier (WRB) sheet membrane for panelization /modular and commercial construction:

Product No.: 17309090

PanelFlashing™

Product No.: 43305500

Product Description

PanelShield SA is a permeable polyester air barrier WRB membrane designed for use in panelization/modular and commercial construction.

BASIC USE

PanelShield SA is designed for use behind closed-joint rainscreen cladding assemblies.

MATERIALS

PanelShield SA consists of a proprietary polyacrylic coating on spun-bond polyester fabric with a specially formulated adhesive.

BENEFITS

Aggressive adhesive ensures membrane adhesion on multiple substrate types including plywood, OSB, gypsum sheathing, concrete and steel. Excellent adhesion at laps and seams.

12 month UV and weather exposure makes membrane ideal for long-term projects.

Continuous adhesive allows superior adhesion requiring no primer.

All weather installation membrane can be applied in virtually all weather conditions including below freezing 20°F (-6°C) and rising without the use of primer.

Cost effective permeable polyester air barrier WRB system solution.

Tough, durable and resilient withstands aggressive construction handling on the jobsite, in the factory and during cross-country transport.

Drying capacity of 26 perms allows panel substrates to dry-out reducing the risk of damage from moisture infiltration, mold, mildew and rot for the life of the building.

Material is not effected by surfactants.

Accelerates installation process with non-directional positioning and requires only basic tools for cutting and rolling.

Eliminate surface preparation, membrane can span gaps up to 7/8" (22.2mm) and requires zero primer.

Ensures crew safety and a healthy building, no VOC exposure, no primers, or protective gear required for installation.

Compatible with all VaproShield rough opening flashing accessories eliminating the need for untested outside components.

Air barrier stops air infiltration, passes ASTM E2178 materials test and ASTM E2357 Air Barrier assembly test.

Compatible Substrates

- Exterior Gypsum Sheathing
- Rigid Insulation
- OSB
- Concrete
- Brick
- Plywood
- Metal (Steel, Aluminum)
- Fiberglass Window and Door Frames

Contact VaproShield Technical – if you have additional substrate or technical questions.

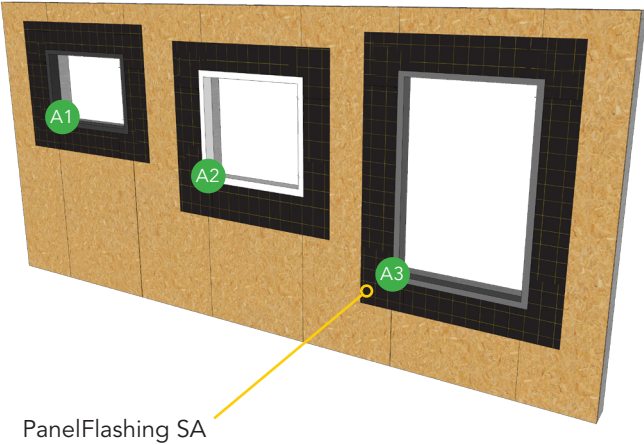
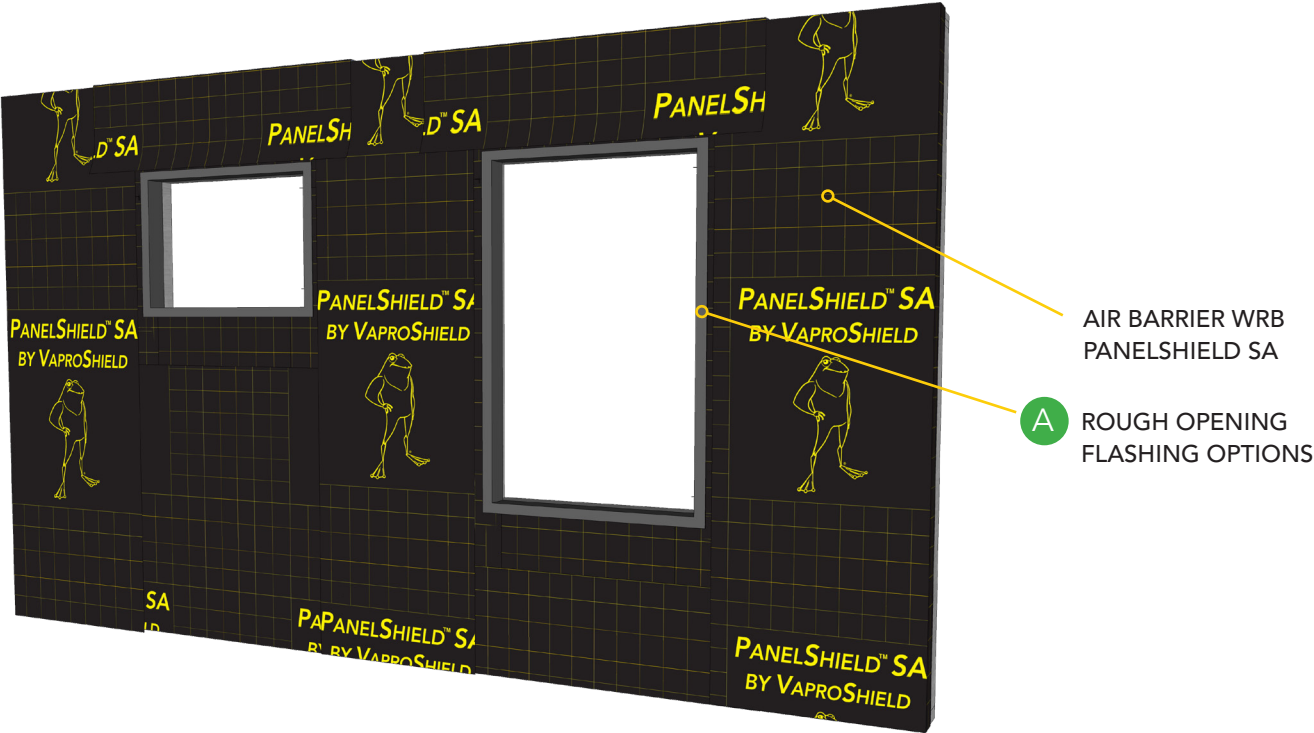
Technical Data & Environmental

Testing to industry standards for air barrier and water resistive barriers.

PHYSICAL PROPERTIES	
PROPERTY	RESULT
Color	Black/Yellow
Thickness	0.45 mm (18 mil)
Membrane Weight	355.64 g/m ² (1.17 oz/ft ²)
Roll Weight (with release film)	48.6 lbs (22 kg)
Roll Dimensions	59" x 102' (1.5m x 31m)
Roll Coverage	500 ft ² (46.65 m ²)
Skid	25 Rolls
Primer	No Primer Required
VOCs	None
Field Exposure Before Permanent Cladding	12 months
Minimum Application Temperature	20° F (-6°C)
Service Temperature	Minus 40°F (-40°C) to 250°F (121°C)
Warranty	20 year material warranty

PanelShield SA Product No.: 17309090 / PanelFlashing Product No.: 43305500

Complete Vapor Permeable Air Barrier WRB System for Panelization/Modular and Commercial Construction



- A ROUGH OPENING FLASHING OPTIONS**
- The following rough opening flashing components can be used:
- A1 VaproLiqui-Flash™
 - A2 BlockFlashing™
 - A3 VaproBond™
- Reference individual data sheets for comprehensive information at VaproShield.com.

PanelFlashing SA		
Product	Part No.	Roll Sizes
PanelFlashing SA Roll	43305500	11 ¾" x 102', 100 S/F (298mm x 31m, 9.3 S/M)

Window and Rough Openings Flashing	Vapro-Liqui-Flash	BlockFlashing	VaproBond
Application Temperature	35°F to 110°F (1.7°C to 43°C)	0°F to 180°F (-18°C to 82°C)	20°F to 120°F (-6.7°C to 49°C)
Drying Capacity	High	None	Low
Breathable Permeability			
Application Method	Sausage Gun / Putty Knife or Brush	Utility Knife / J-Roller	Sausage Gun / Putty Knife

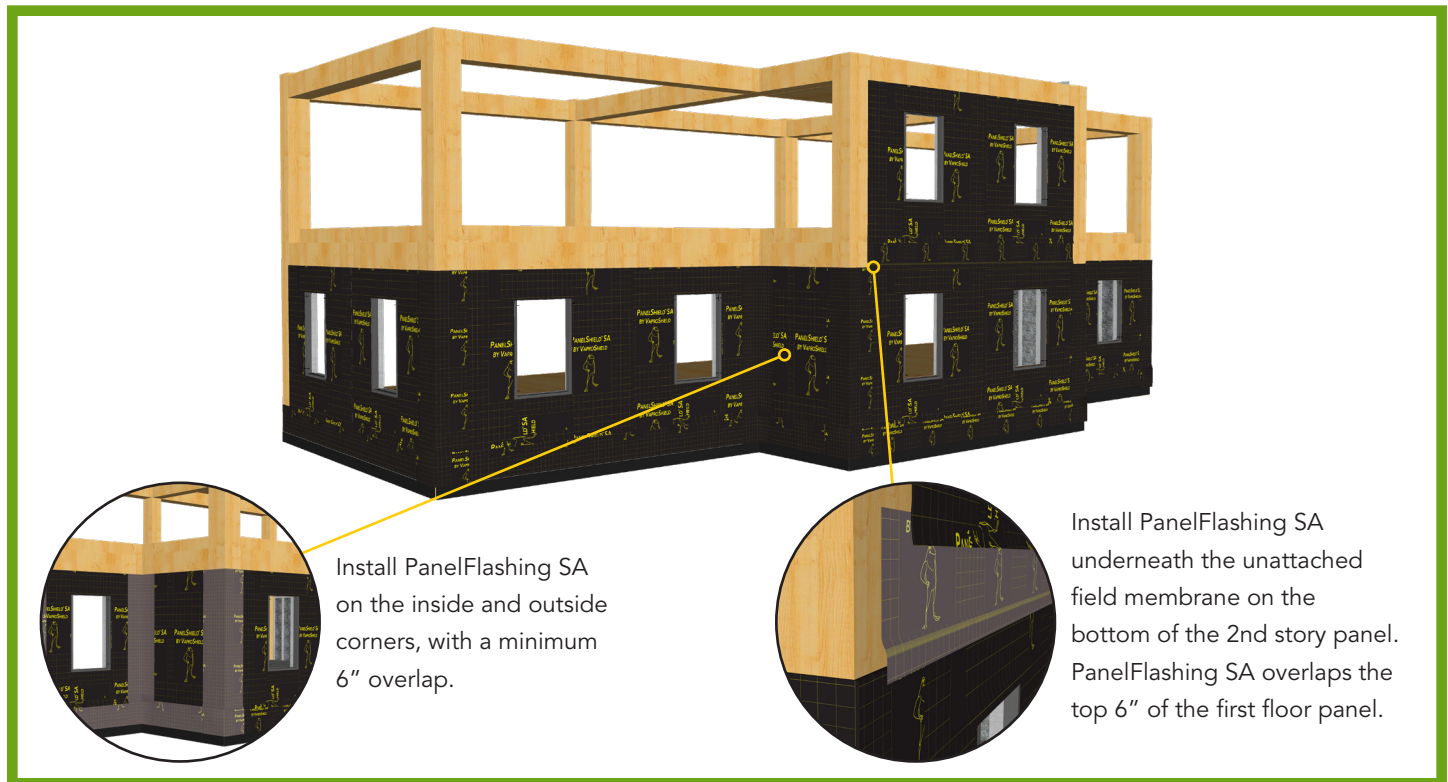
Additional flashing options available at VaproShield.com

Visit VaproShield.com to review other air barrier WRB solutions that offer sustainability attributes and for use with open joint cladding.

PRODUCT DATA SHEET

PanelShield SA Product No.: 17309090 / PanelFlashing Product No.: 43305500

Field Assembly Overview



RELATED LEED CREDITS

VaproShield membranes qualify for LEED credits. Visit VaproShield.com for the latest sustainability and LEED information.

Installation

STORAGE AND HANDLING

Store material rolls on end in original packaging. Protect rolls from direct sunlight and inclement weather until ready for use.

SAFETY

Work crews are safe around VaproShield membranes. PanelShield SA contains zero VOCs or toxins.

PREPARATION

All surfaces must be dry, sound, clean, "as new*" condition, and free of oil, grease, dirt, excess mortar, or other contaminants detrimental to the adhesion of the water resistive air barrier membrane and flashings. Fill voids and gaps in substrate greater than 7/8 inch (22.2 mm) in width to provide an even surface.

**For retrofit projects with existing substrates, contact VaproShield Technical to review adhesion compatibility.*

BEST PRACTICE INSTALLATION

All overlaps must be a minimum of 3" (8 cm) on vertical and horizontal seams. Inside and outside vertical corner overlaps should be a minimum 6" (15 cm) in both directions, staggered a minimum of 24" (61 cm), and should not occur directly above or below windows or doors. Use a roller to activate pressure-sensitive adhesive.

Visit www.VaproShield.com for complete installation instructions and details.

LIMITATIONS

PanelShield SA should be covered with cladding within 12 months of field assembly. Minimum field assembly recommended installation temperature of 20° F (- 6.0° C) and rising.

If desired adhesion is not attained between membranes due to site conditions, VaproShield recommends applying a bead of VaproBond as an additional solution to pressure rolling.

Availability

VaproShield products are available throughout North America, Central and South America, and New Zealand.

Warranty

A 20-year material warranty is available.

PRODUCT DATA SHEET

PanelShield SA Product No.: 17309090 / PanelFlashing Product No.: 43305500

TESTING DATA		
PROPERTY	STANDARD	RESULT
Strength		
Dry Tensile Strength ≥ 20 lbs/in	ASTM D828 Standard Test Method for Tensile Properties of Paper and Paperboard Using Constant-Rate-of-Elongation Apparatus	MD – 6.6 N/mm (37.7 lbs/in)
Dry Breaking Force (Grab method) MD ≥40 XMD ≥35	ASTM D5034 Standard Test Method for Breaking Strength and Elongation of Textile Fabrics (Grab Test)	MD – 529 N (119 lbf) CD – 427 N (96 lbf)
Cold Mandrel Bend Test	AC38 Section 3.3.4	Warp (Machine) Direction - No cracking Filling (Cross) Direction - No cracking
Weathering Tests	AC38 Section 4.1.2 UV Exposure AC38 Section 4.1.3 Accelerated Aging	UV - No visual change UV & Accelerated - visibly lighter, no visible deterioration
Water Vapor Transmittance		
Water Vapor Transmission Dynamic Relative Humidity Measurement (23°C 50 %RH)	ASTM E398 Standard Test Method for Water Vapor Transmission Rate of Sheet Materials Using Dynamic Relative Humidity Measurement	26.02 Perm (grain/h•ft²•inchHg) 1489 ng/Pa•s•m²
Adhesion Testing		
90° Peel Adhesion	AAMA 711	PASS
Air Resistance Testing		
Air Permeance	ASTM E2178 @75 Pa Standard Test Method for Air Permeance of Building Materials	0.0001 L/s•m² @ 75 Pa (0.0000 cfm/ft² @ 1.57 psf)
Air Barrier	ASTM E2357 Standard Test Method for Determining Air Leakage of Air Barrier Assemblies	<0.01 L/s•m² @ 75 Pa (<0.002 cfm/ft² @ 1.57 psf)
Air Barrier	ASTM E283 Standard Test Method for Determining Rate of Air Leakage Through Exterior Windows, Curtain Walls, and Doors Under Specified Pressure Differences Across the Specimen	<0.01 L/s•m² @ 75 Pa (<0.01 cfm/ft² @ 1.57 psf)
Water Resistance Testing		
Nail Sealability	ASTM D1970/ Section 7.9 Standard Specification for Self-Adhering Polymer Modified Bituminous Sheet Materials Used as Steep Roofing Underlayment for Ice Dam Protection	Pass - Review Fastener Penetrations Technical Bulletin at VaproShield.com
Water Resistance (Boat Test)	ASTM D779 Standard Test Method for Water Resistance of Paper, Paperboard, and Other Sheet Materials by the Dry Indicator Method (Withdrawn 2011)	Control - No leakage Weathered - No Leakage
Water Resistance (Control after Weathering)	AATCC 127 Hydrostatic pressure test (550 mm water column for 5 hours), American Association of Textile Chemists and Colorists	Control - No leakage Weathered - No Leakage
Fire Testing		
Flame Spread Smoke Developed	ASTM E84 Standard Test Method for Surface Burning Characteristics of Building Materials	Flame Spread 0 Smoke Developed 20
Cone Calorimeter Testing Data	ASTM E1354 Standard Test Method for Heat and Visible Smoke Release Rates for Materials and Products Using an Oxygen Consumption Calorimeter	Time to ignition: 7 sec Flame Duration: 78 sec Ave. Effective Heat of Combustion: 6.1 MJ/kg Ave. HRR at 60 sec: 58 kW/m² Ave. HRR at 180 sec: 62 kW/m² Peak HRR: 132 kW/ m² Time of Peak: 52 sec. Total HRR/A: 6.5 MJ/m²